

# Radiation Oncology Benchmark Survey Results for 2021

## Introduction

In July 2015 Revenue Cycle Inc. conducted the 1<sup>st</sup> Annual Radiation Oncology Benchmark Survey. Since that time six more surveys have been conducted, in 2016, 2017, 2018, 2019, 2020, and most recently in 2021. Over the past seven years, 476 surveys responses have been received, not all of the responses received were completed in the first year of the survey. According to the survey parameters, a total response is defined as how many participants either started or finished taking the survey. Complete responses include any that were finished and selected “Done” at the end of the survey. Partial responses included any that were started but were never finished by selecting “Done” at the end.

Some of the participants have participated each year while others have only participated in one year vs. another. At the completion of the 1<sup>st</sup> Annual Radiation Oncology Benchmark Survey based on comments and feedback, the survey was revamped and reorganized. The survey was divided into four categories: **Operational, Staffing, Clinical, and Salaries**. By utilizing categories, the focus in each set of questions could be easily identified. In addition, when providing answers, it was felt each section may call to different individuals responsible for or with the necessary data to complete each portion.

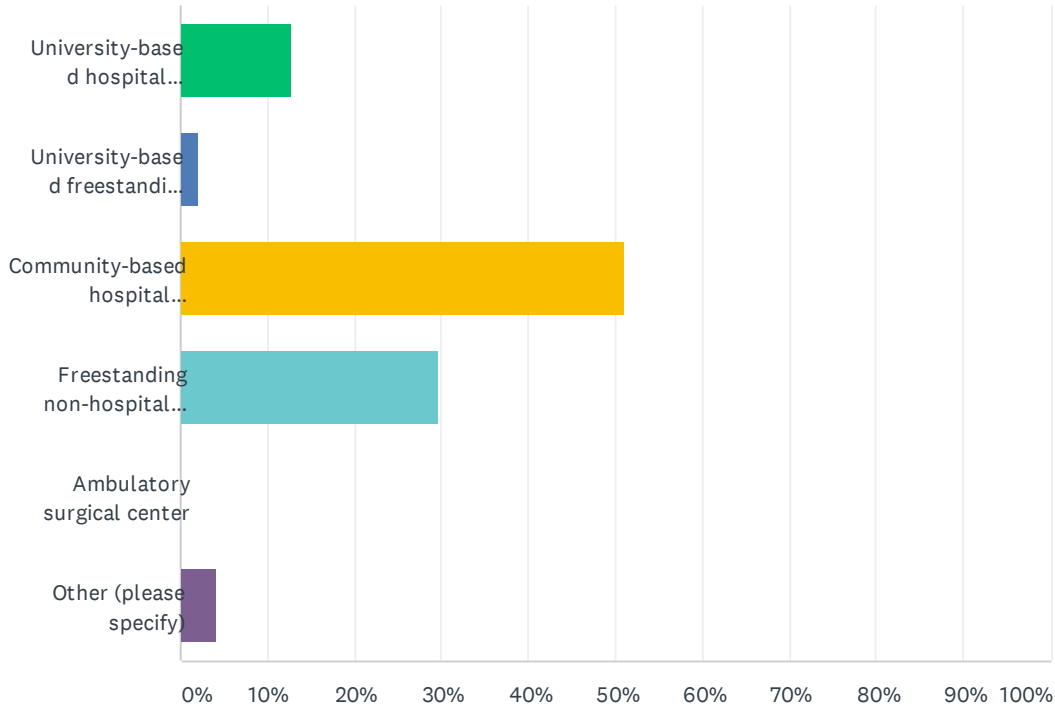
Another change to the surveys after 2015 was the splitting of the previous first year questions from multi-faceted to individual. This allowed for more complete data and better analysis but did extend the number of questions providing for a lengthy and more comprehensive survey. Other than some additional housekeeping changes, the surveys after 2015 were nearly identical in nature except for some salary ranges adjusted in 2017 to allow for a better comparative analysis within the staffing listing.

The following results reflect only the responses collected for 2021. Any feedback regarding the process is welcome and can be conveyed by sending correspondence to [info@rccsinc.com](mailto:info@rccsinc.com).

We would like to greatly thank you for your participation and believe it will make a difference in our community.

### Q1 What type of setting best describes your radiation oncology facility/department?

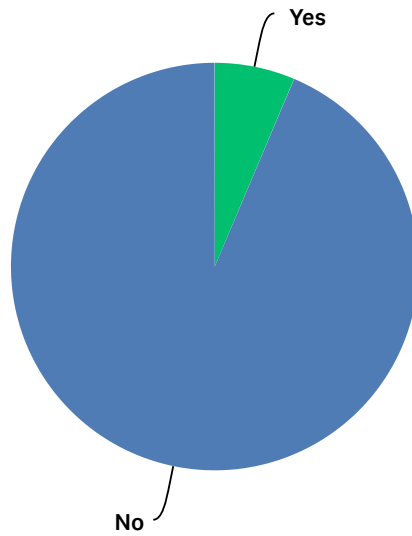
Answered: 47 Skipped: 0



ANSWER CHOICES	RESPONSES	
University-based hospital department	12.77%	6
University-based freestanding center/department - not physically connected to the hospital and further than 250 yards from the hospital building	2.13%	1
Community-based hospital department	51.06%	24
Freestanding non-hospital-based radiation center	29.79%	14
Ambulatory surgical center	0.00%	0
Other (please specify)	4.26%	2
<b>TOTAL</b>		<b>47</b>

## Q2 Do you have a proton center affiliated with your primary cancer center?

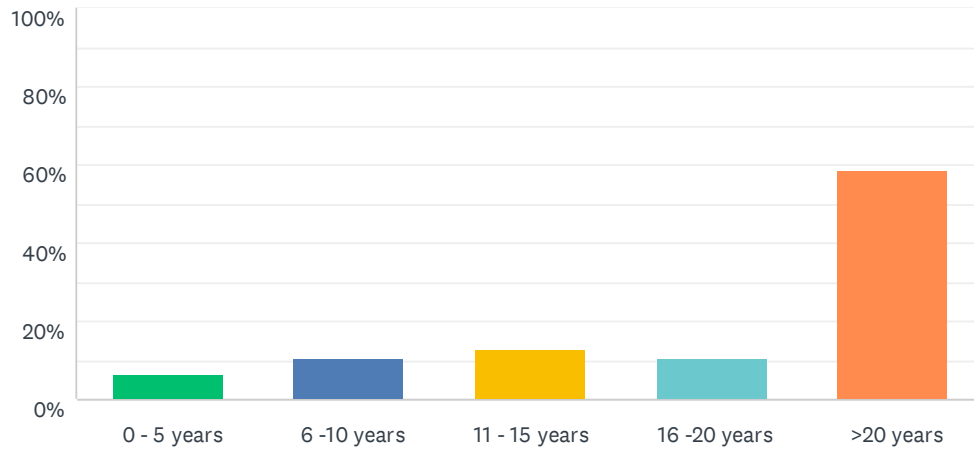
Answered: 47 Skipped: 0



ANSWER CHOICES	RESPONSES	
Yes	6.38%	3
No	93.62%	44
TOTAL		47

### Q3 How old is your radiation facility or hospital department?

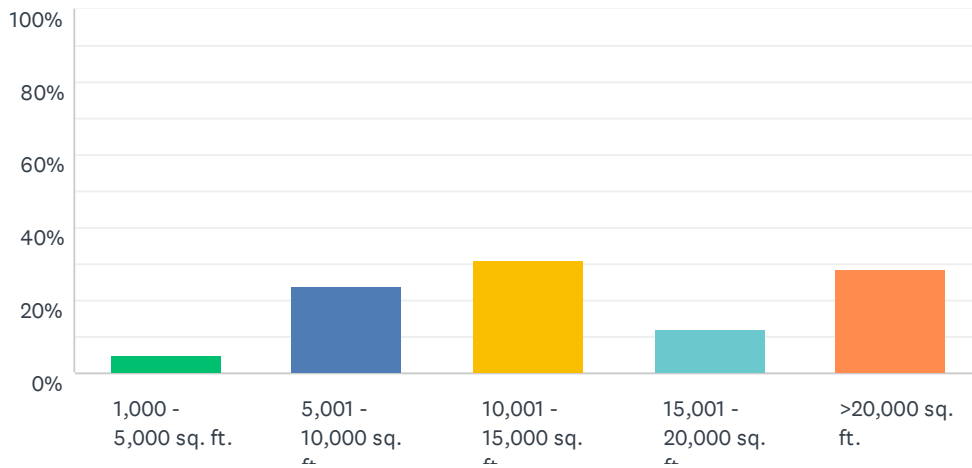
Answered: 46 Skipped: 1



ANSWER CHOICES	RESPONSES
0 - 5 years	6.52% 3
6 -10 years	10.87% 5
11 - 15 years	13.04% 6
16 -20 years	10.87% 5
>20 years	58.70% 27
<b>TOTAL</b>	<b>46</b>

## Q4 What is the approximate square footage of the radiation therapy department facility (freestanding or department if hospital-based)?

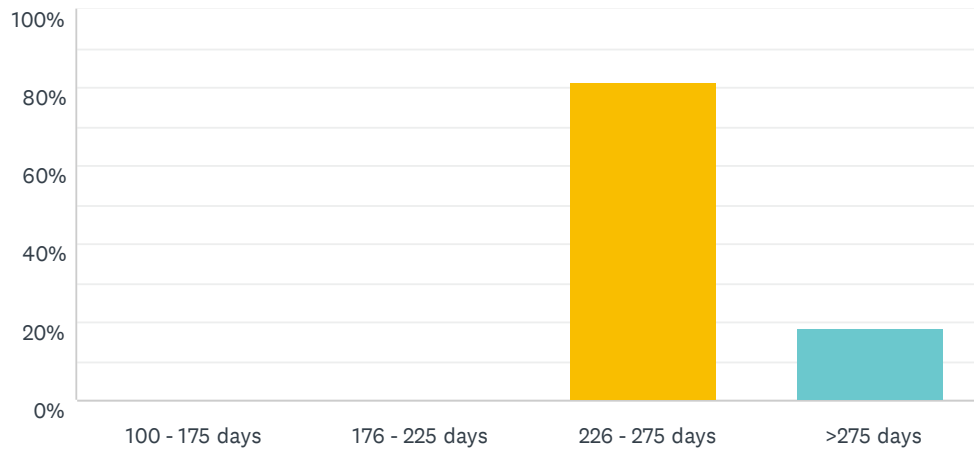
Answered: 42 Skipped: 5



ANSWER CHOICES	RESPONSES	
1,000 - 5,000 sq. ft.	4.76%	2
5,001 - 10,000 sq. ft.	23.81%	10
10,001 - 15,000 sq. ft.	30.95%	13
15,001 - 20,000 sq. ft.	11.90%	5
>20,000 sq. ft.	28.57%	12
<b>TOTAL</b>		<b>42</b>

## Q5 How many business days per year is your facility open for normal operations?

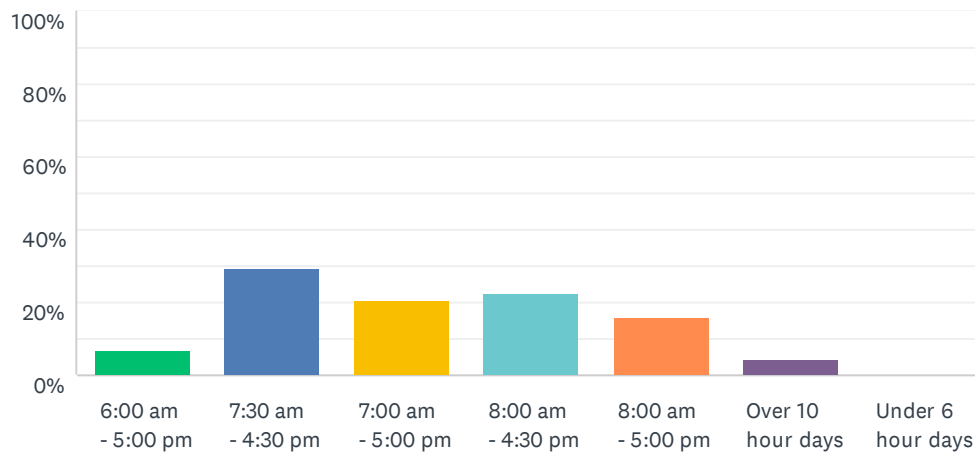
Answered: 43 Skipped: 4



ANSWER CHOICES	RESPONSES	
100 - 175 days	0.00%	0
176 - 225 days	0.00%	0
226 - 275 days	81.40%	35
>275 days	18.60%	8
<b>TOTAL</b>		<b>43</b>

### Q6 What are your normal daily hours of operation? (Please select the option that best fits.)

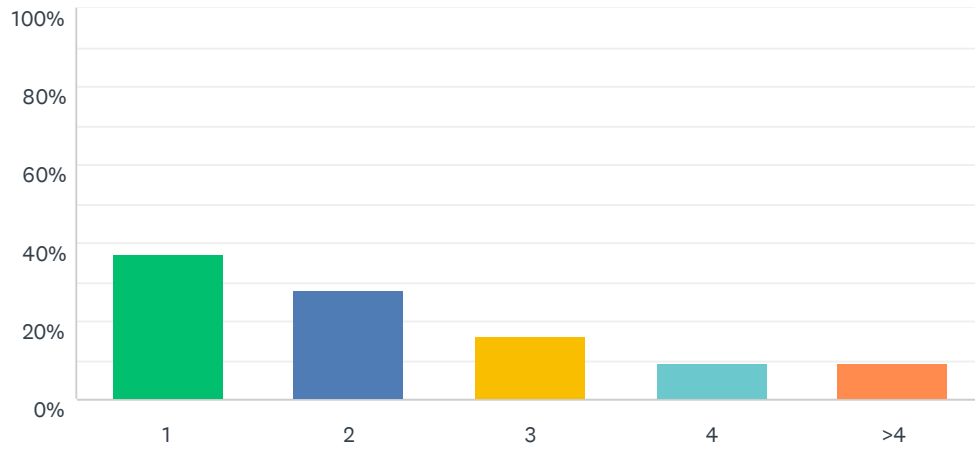
Answered: 44 Skipped: 3



ANSWER CHOICES	RESPONSES
6:00 am - 5:00 pm	6.82% 3
7:30 am - 4:30 pm	29.55% 13
7:00 am - 5:00 pm	20.45% 9
8:00 am - 4:30 pm	22.73% 10
8:00 am - 5:00 pm	15.91% 7
Over 10 hour days	4.55% 2
Under 6 hour days	0.00% 0
<b>TOTAL</b>	<b>44</b>

## Q7 How many treatment vaults does your facility have?

Answered: 43 Skipped: 4

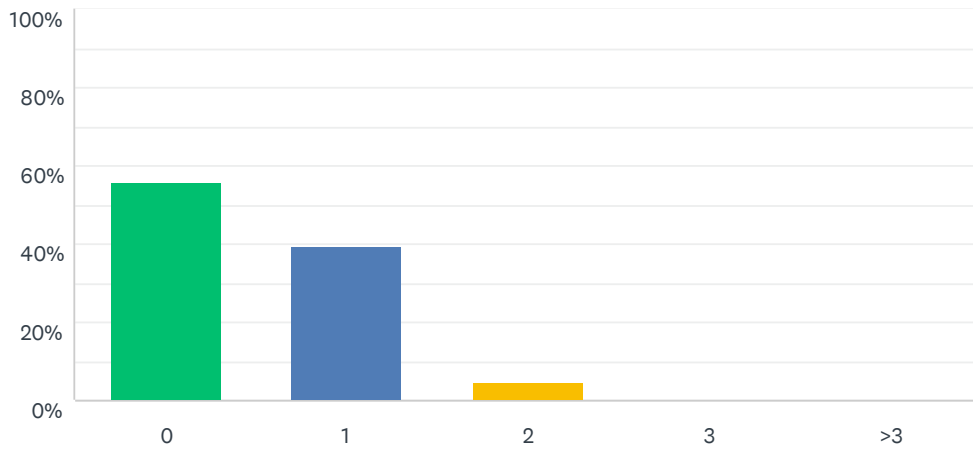


ANSWER CHOICES	RESPONSES	
1	37.21%	16
2	27.91%	12
3	16.28%	7
4	9.30%	4
>4	9.30%	4
<b>TOTAL</b>		<b>43</b>



### Q8 How many treatment vaults are dedicated for purposes other than external beam (i.e. built for future expansion or HDR use)?

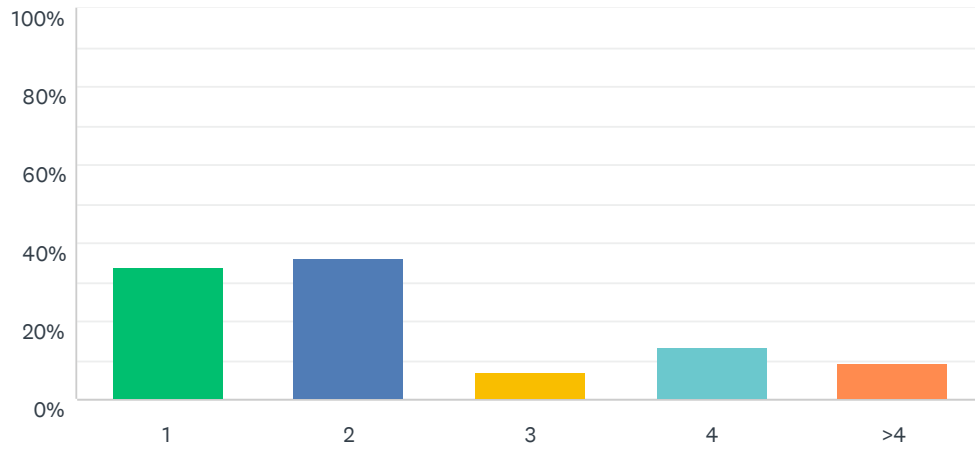
Answered: 43 Skipped: 4



ANSWER CHOICES	RESPONSES	
0	55.81%	24
1	39.53%	17
2	4.65%	2
3	0.00%	0
>3	0.00%	0
<b>TOTAL</b>		<b>43</b>

## Q9 How many treatment machines does your facility have?

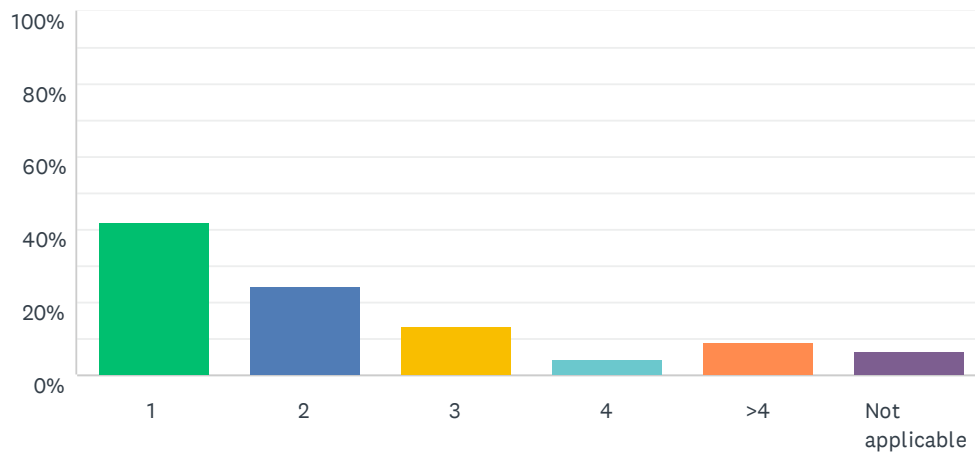
Answered: 44 Skipped: 3



ANSWER CHOICES	RESPONSES
1	34.09% 15
2	36.36% 16
3	6.82% 3
4	13.64% 6
>4	9.09% 4
<b>TOTAL</b>	<b>44</b>

## Q10 How many treatment machines are dedicated to External Beam treatments alone?

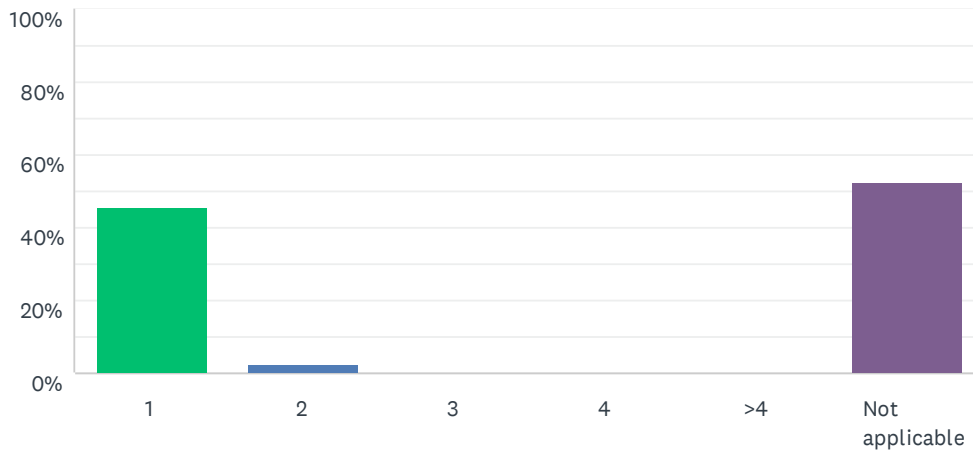
Answered: 45 Skipped: 2



ANSWER CHOICES	RESPONSES	
1	42.22%	19
2	24.44%	11
3	13.33%	6
4	4.44%	2
>4	8.89%	4
Not applicable	6.67%	3
<b>TOTAL</b>		<b>45</b>

## Q11 How many treatment machines are dedicated to HDR treatments alone?

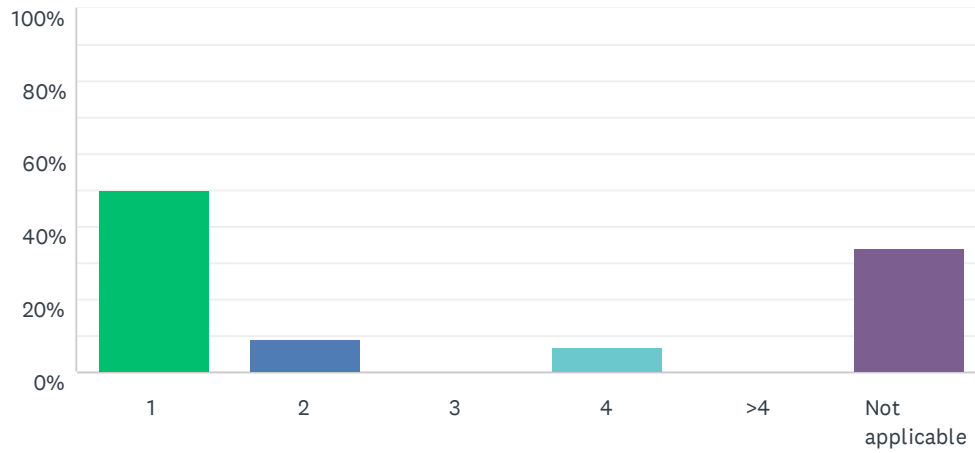
Answered: 44 Skipped: 3



ANSWER CHOICES	RESPONSES	
1	45.45%	20
2	2.27%	1
3	0.00%	0
4	0.00%	0
>4	0.00%	0
Not applicable	52.27%	23
<b>TOTAL</b>		<b>44</b>

## Q12 How many treatment machines are dedicated to SRS/SBRT?

Answered: 44 Skipped: 3



ANSWER CHOICES	RESPONSES	
1	50.00%	22
2	9.09%	4
3	0.00%	0
4	6.82%	3
>4	0.00%	0
Not applicable	34.09%	15
<b>TOTAL</b>		<b>44</b>

### Q13 How many treatment machines are dedicated to proton treatments?

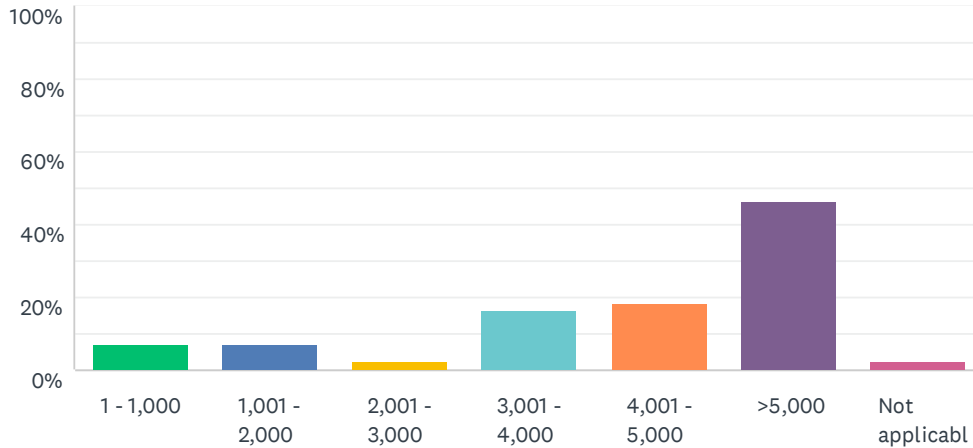
Answered: 43 Skipped: 4



ANSWER CHOICES	RESPONSES	
1	2.33%	1
2	0.00%	0
3	0.00%	0
4	0.00%	0
>4	0.00%	0
Not applicable	97.67%	42
<b>TOTAL</b>		<b>43</b>

### Q14 What is the average number of External Beam (to include 2D, 3D, IMRT, VMAT and electrons) daily treatments performed per year at your facility?

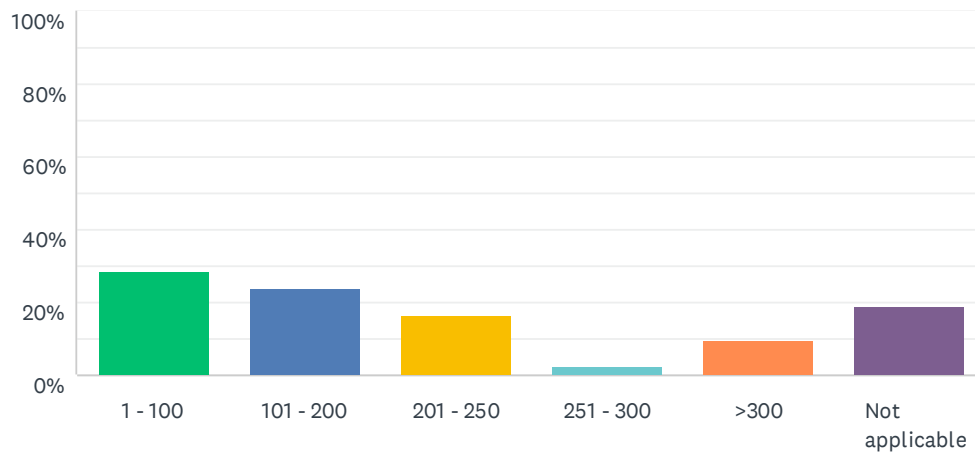
Answered: 43 Skipped: 4



ANSWER CHOICES	RESPONSES	
1 - 1,000	6.98%	3
1,001 - 2,000	6.98%	3
2,001 - 3,000	2.33%	1
3,001 - 4,000	16.28%	7
4,001 - 5,000	18.60%	8
>5,000	46.51%	20
Not applicable	2.33%	1
<b>TOTAL</b>		<b>43</b>

### Q15 What is the average number of Stereotactic Radiotherapy (SRS & SBRT) treatments performed per year at your facility?

Answered: 42 Skipped: 5

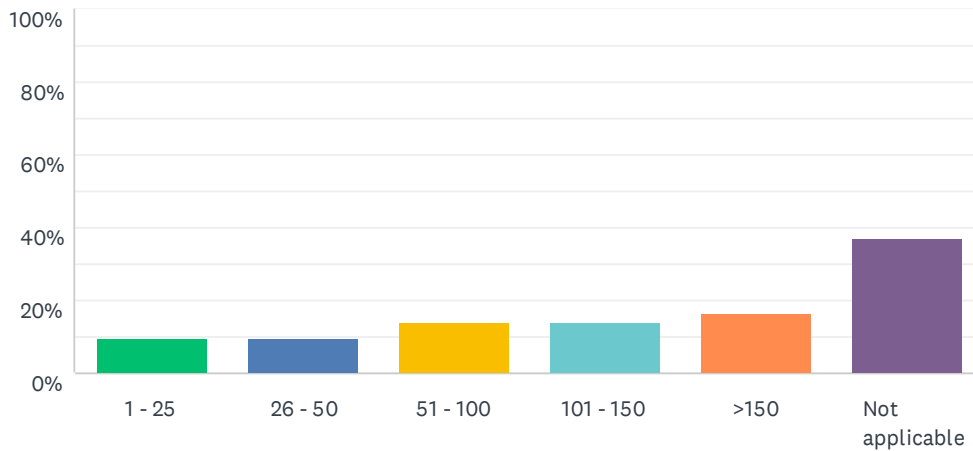


ANSWER CHOICES	RESPONSES	
1 - 100	28.57%	12
101 - 200	23.81%	10
201 - 250	16.67%	7
251 - 300	2.38%	1
>300	9.52%	4
Not applicable	19.05%	8
<b>TOTAL</b>		<b>42</b>



### Q16 What is the average number of Brachytherapy (HDR, LDR and Radiopharmaceutical) treatments performed per year at your facility?

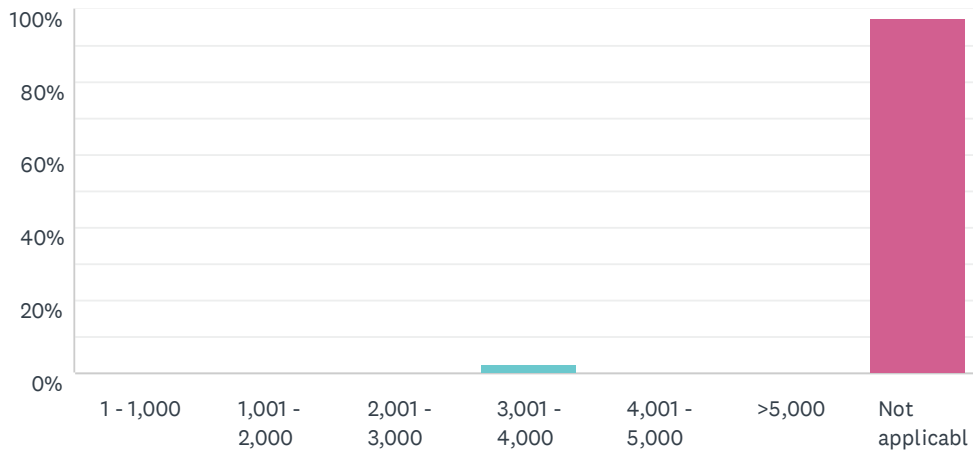
Answered: 43 Skipped: 4



ANSWER CHOICES	RESPONSES	
1 - 25	9.30%	4
26 - 50	9.30%	4
51 - 100	13.95%	6
101 - 150	13.95%	6
>150	16.28%	7
Not applicable	37.21%	16
<b>TOTAL</b>		<b>43</b>

## Q17 What is the average number of proton treatments performed per year at your facility?

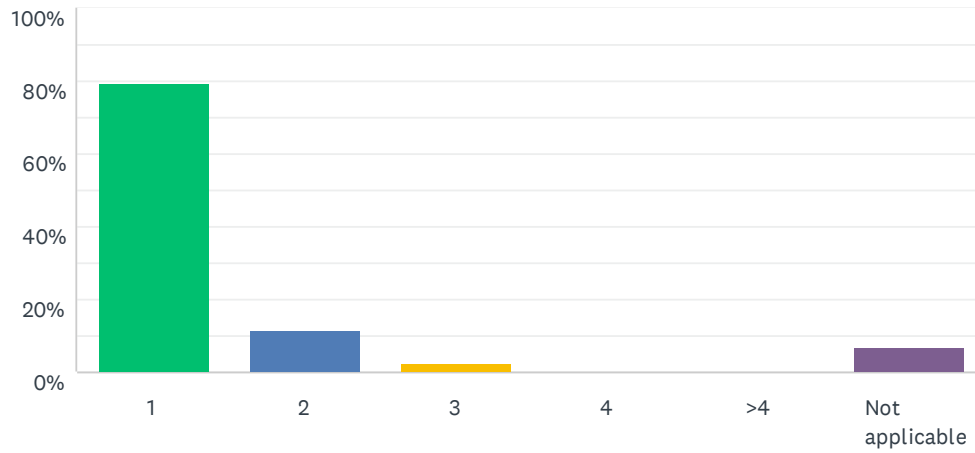
Answered: 44 Skipped: 3



ANSWER CHOICES	RESPONSES	
1 - 1,000	0.00%	0
1,001 - 2,000	0.00%	0
2,001 - 3,000	0.00%	0
3,001 - 4,000	2.27%	1
4,001 - 5,000	0.00%	0
>5,000	0.00%	0
Not applicable	97.73%	43
<b>TOTAL</b>		<b>44</b>

## Q18 How many simulation rooms does your facility have?

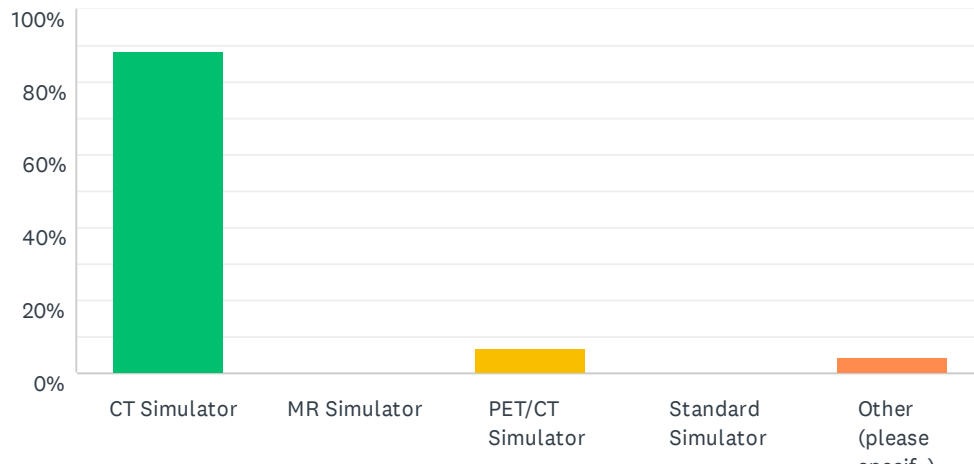
Answered: 44 Skipped: 3



ANSWER CHOICES	RESPONSES	
1	79.55%	35
2	11.36%	5
3	2.27%	1
4	0.00%	0
>4	0.00%	0
Not applicable	6.82%	3
<b>TOTAL</b>		<b>44</b>

### Q19 What type(s) of simulator(s) does your facility utilize? Choose all that apply.

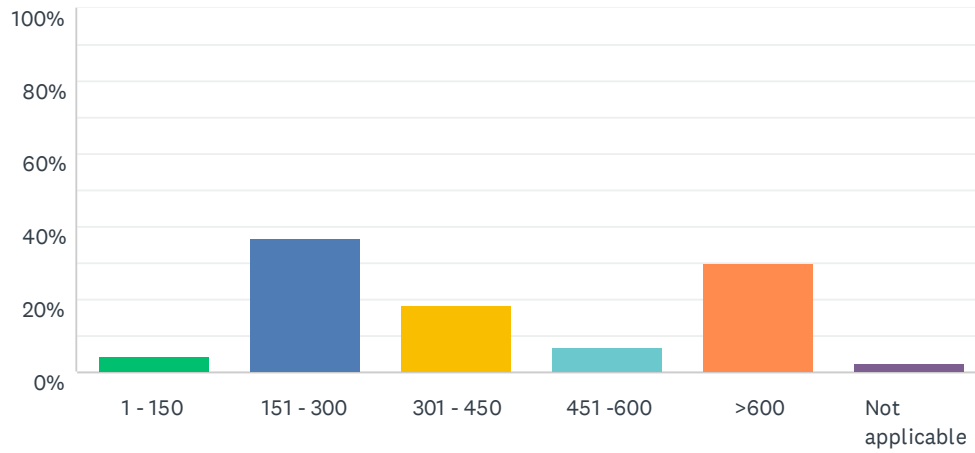
Answered: 44 Skipped: 3



ANSWER CHOICES	RESPONSES	
CT Simulator	88.64%	39
MR Simulator	0.00%	0
PET/CT Simulator	6.82%	3
Standard Simulator	0.00%	0
Other (please specify)	4.55%	2
<b>TOTAL</b>		<b>44</b>

## Q20 How many initial and boost simulations are performed annually?

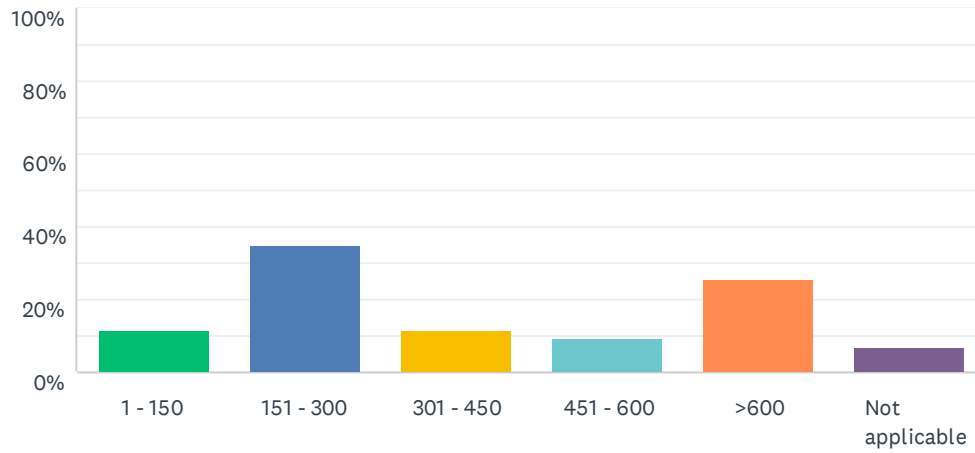
Answered: 43 Skipped: 4



ANSWER CHOICES	RESPONSES
1 - 150	4.65% 2
151 - 300	37.21% 16
301 - 450	18.60% 8
451 - 600	6.98% 3
>600	30.23% 13
Not applicable	2.33% 1
<b>TOTAL</b>	<b>43</b>

## Q21 How many verification simulations are performed annually?

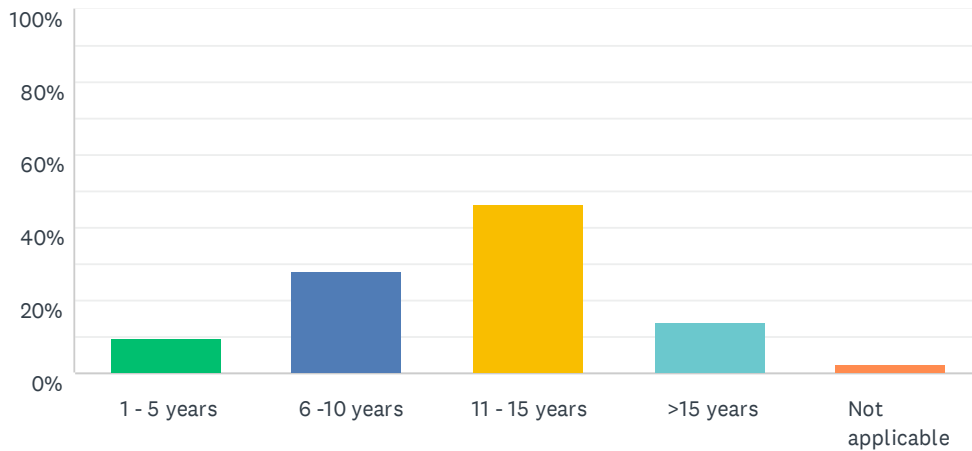
Answered: 43 Skipped: 4



ANSWER CHOICES	RESPONSES
1 - 150	11.63% 5
151 - 300	34.88% 15
301 - 450	11.63% 5
451 - 600	9.30% 4
>600	25.58% 11
Not applicable	6.98% 3
<b>TOTAL</b>	<b>43</b>

## Q22 What is your average or anticipated time per accelerator, in number of years, before replacement?

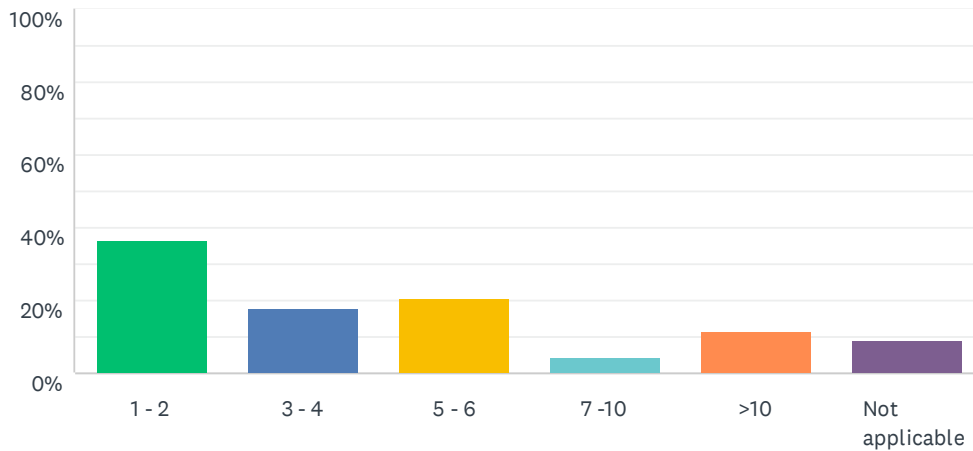
Answered: 43 Skipped: 4



ANSWER CHOICES	RESPONSES	
1 - 5 years	9.30%	4
6 -10 years	27.91%	12
11 - 15 years	46.51%	20
>15 years	13.95%	6
Not applicable	2.33%	1
<b>TOTAL</b>		<b>43</b>

### Q23 How many accelerators has your facility or hospital department purchased since it has opened?

Answered: 44 Skipped: 3

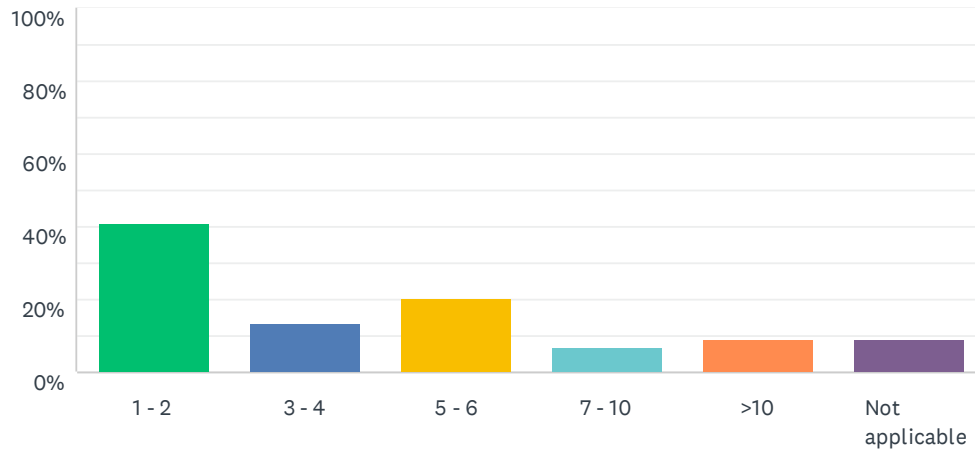


ANSWER CHOICES	RESPONSES	
1 - 2	36.36%	16
3 - 4	18.18%	8
5 - 6	20.45%	9
7 -10	4.55%	2
>10	11.36%	5
Not applicable	9.09%	4
<b>TOTAL</b>		<b>44</b>



## Q24 Of the total number of accelerators purchased, how many were new?

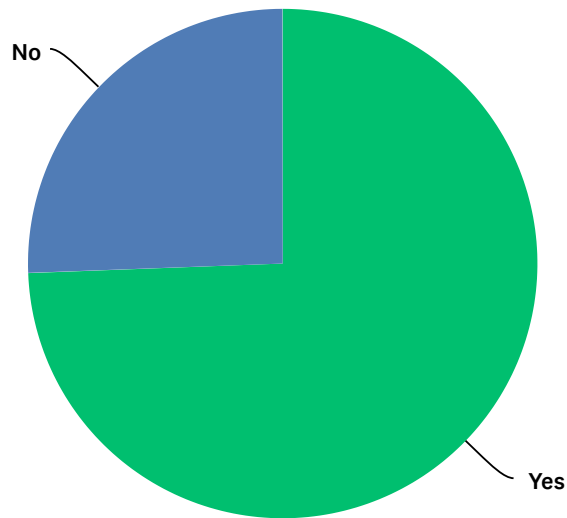
Answered: 44 Skipped: 3



ANSWER CHOICES	RESPONSES	
1 - 2	40.91%	18
3 - 4	13.64%	6
5 - 6	20.45%	9
7 - 10	6.82%	3
>10	9.09%	4
Not applicable	9.09%	4
<b>TOTAL</b>		<b>44</b>

## Q25 Will you replace an accelerator in the next 5 years?

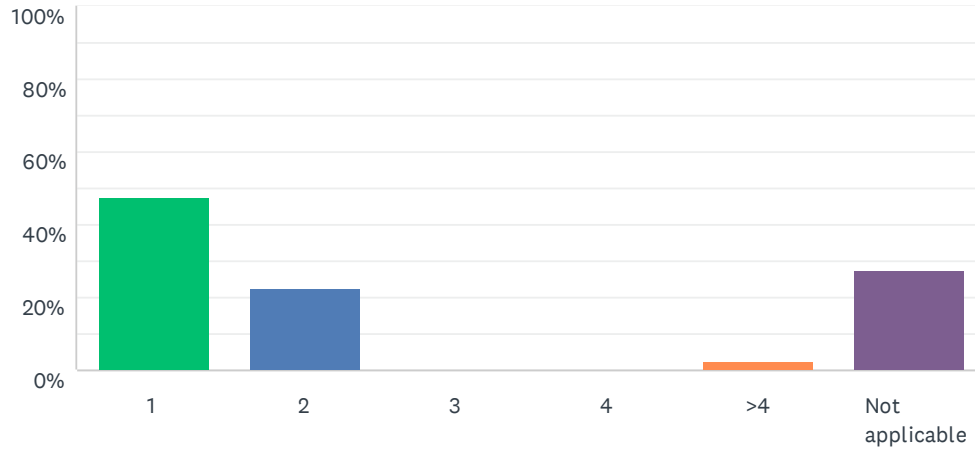
Answered: 43 Skipped: 4



ANSWER CHOICES	RESPONSES	
Yes	74.42%	32
No	25.58%	11
TOTAL		43

## Q26 If yes, how many?

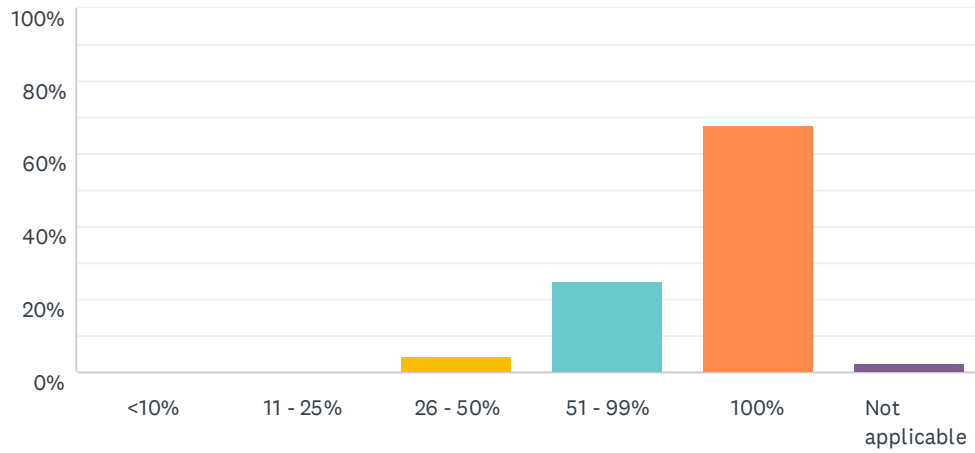
Answered: 44 Skipped: 3



ANSWER CHOICES	RESPONSES	
1	47.73%	21
2	22.73%	10
3	0.00%	0
4	0.00%	0
>4	2.27%	1
Not applicable	27.27%	12
<b>TOTAL</b>		<b>44</b>

## Q27 What percent of your medical record is electronic?

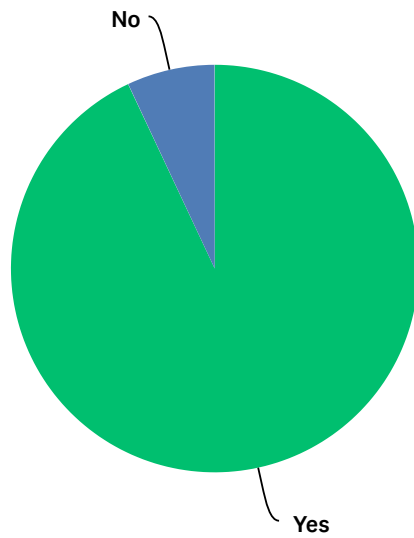
Answered: 44 Skipped: 3



ANSWER CHOICES	RESPONSES	
<10%	0.00%	0
11 - 25%	0.00%	0
26 - 50%	4.55%	2
51 - 99%	25.00%	11
100%	68.18%	30
Not applicable	2.27%	1
<b>TOTAL</b>		<b>44</b>

## Q28 Do you have a dedicated radiation oncology EMR?

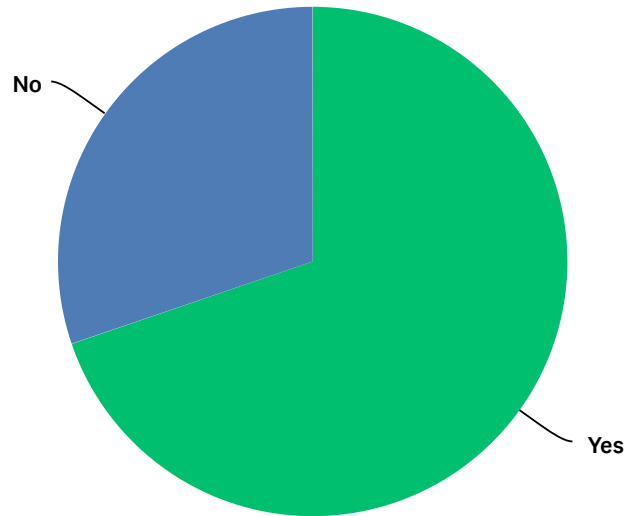
Answered: 43 Skipped: 4



ANSWER CHOICES	RESPONSES	
Yes	93.02%	40
No	6.98%	3
TOTAL		43

## Q29 Does your department radiation oncology EMR interface with a separate or larger EHR?

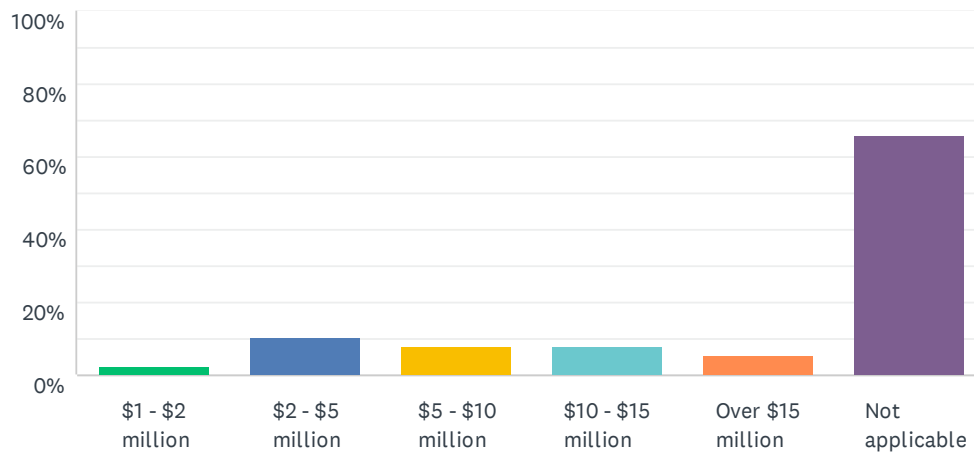
Answered: 43 Skipped: 4



ANSWER CHOICES	RESPONSES	
Yes	69.77%	30
No	30.23%	13
TOTAL		43

### Q30 What was the approximate construction cost of your freestanding facility?

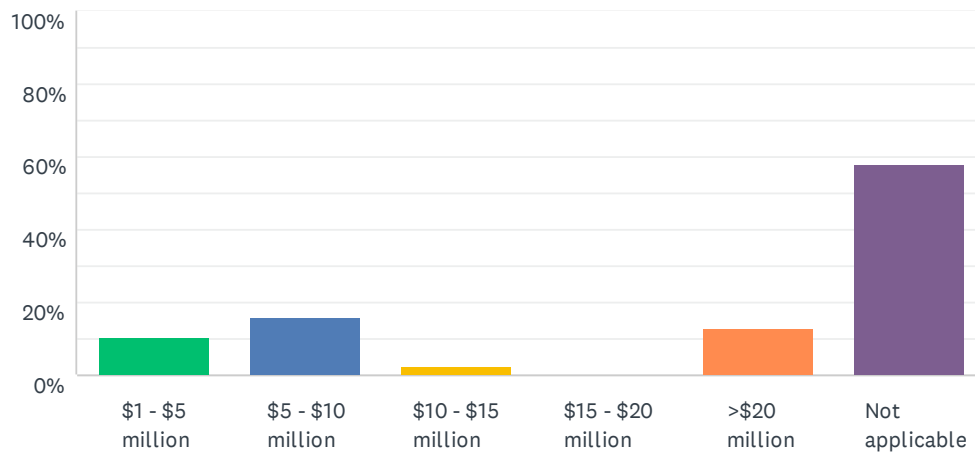
Answered: 38 Skipped: 9



ANSWER CHOICES	RESPONSES	
\$1 - \$2 million	2.63%	1
\$2 - \$5 million	10.53%	4
\$5 - \$10 million	7.89%	3
\$10 - \$15 million	7.89%	3
Over \$15 million	5.26%	2
Not applicable	65.79%	25
<b>TOTAL</b>		<b>38</b>

### Q31 What was the approximate construction cost of your hospital-based department?

Answered: 38 Skipped: 9

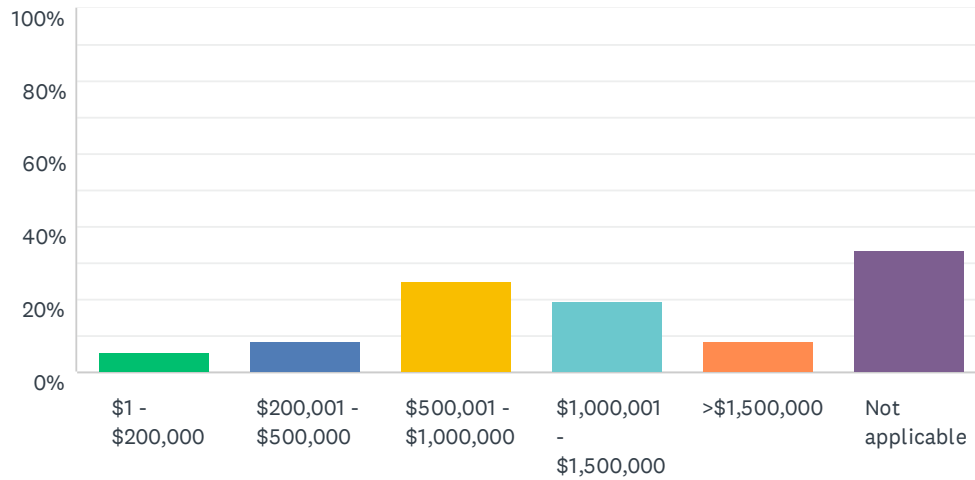


ANSWER CHOICES	RESPONSES	
\$1 - \$5 million	10.53%	4
\$5 - \$10 million	15.79%	6
\$10 - \$15 million	2.63%	1
\$15 - \$20 million	0.00%	0
>\$20 million	13.16%	5
Not applicable	57.89%	22
<b>TOTAL</b>		<b>38</b>



### Q32 What was the approximate cost of each vault?

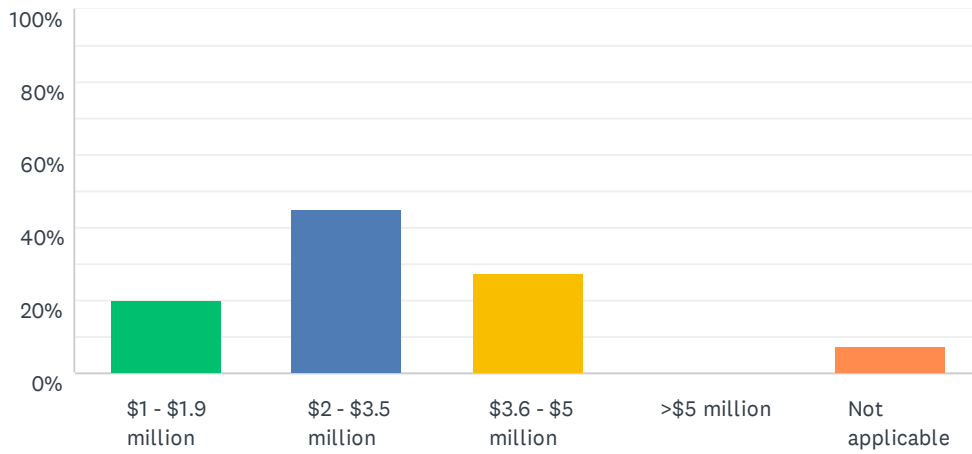
Answered: 36 Skipped: 11



ANSWER CHOICES	RESPONSES	
\$1 - \$200,000	5.56%	2
\$200,001 - \$500,000	8.33%	3
\$500,001 - \$1,000,000	25.00%	9
\$1,000,001 - \$1,500,000	19.44%	7
>\$1,500,000	8.33%	3
Not applicable	33.33%	12
<b>TOTAL</b>		<b>36</b>

### Q33 At the time of purchase, what was the approximate cost of your most current linear accelerator?

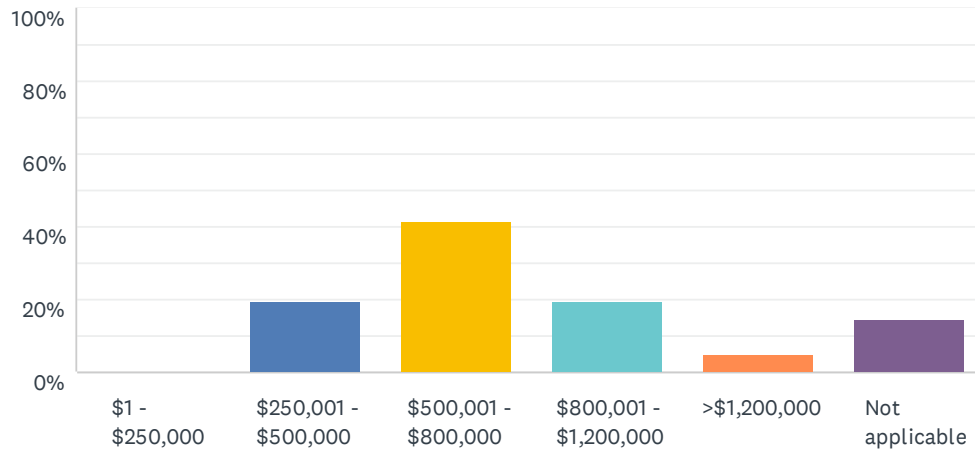
Answered: 40 Skipped: 7



ANSWER CHOICES	RESPONSES	
\$1 - \$1.9 million	20.00%	8
\$2 - \$3.5 million	45.00%	18
\$3.6 - \$5 million	27.50%	11
>\$5 million	0.00%	0
Not applicable	7.50%	3
<b>TOTAL</b>		<b>40</b>

### Q34 What is the approximate cost of the CT Simulator?

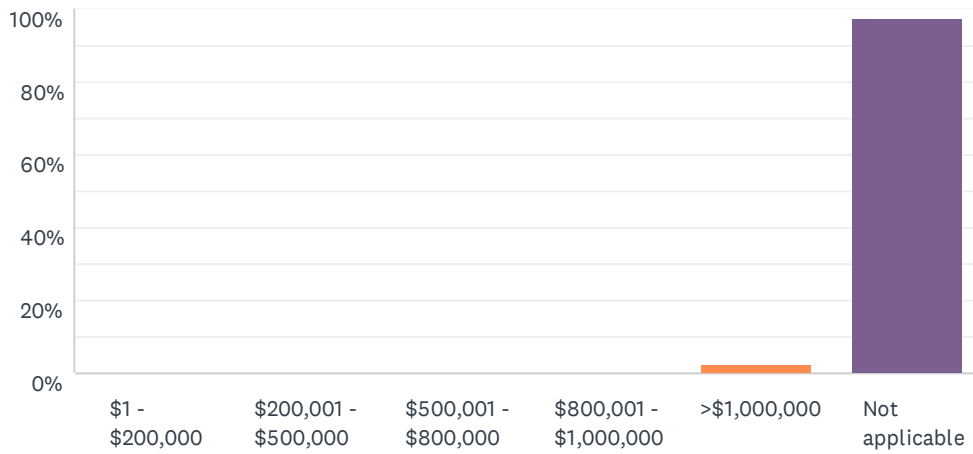
Answered: 41 Skipped: 6



ANSWER CHOICES	RESPONSES	
\$1 - \$250,000	0.00%	0
\$250,001 - \$500,000	19.51%	8
\$500,001 - \$800,000	41.46%	17
\$800,001 - \$1,200,000	19.51%	8
>\$1,200,000	4.88%	2
Not applicable	14.63%	6
<b>TOTAL</b>		<b>41</b>

### Q35 If an MRI is present and dedicated to radiation oncology, what was the approximate cost?

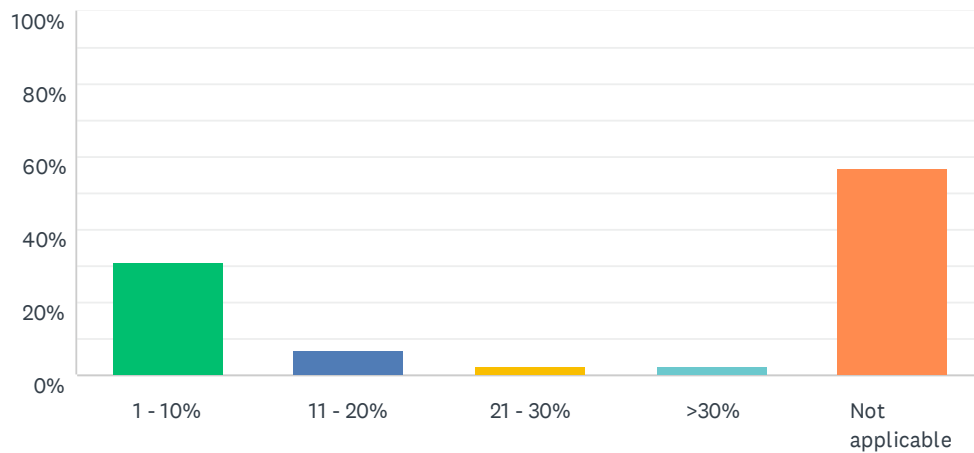
Answered: 41 Skipped: 6



ANSWER CHOICES	RESPONSES	
\$1 - \$200,000	0.00%	0
\$200,001 - \$500,000	0.00%	0
\$500,001 - \$800,000	0.00%	0
\$800,001 - \$1,000,000	0.00%	0
>\$1,000,000	2.44%	1
Not applicable	97.56%	40
<b>TOTAL</b>		<b>41</b>

### Q36 If MRI is not dedicated to the department, what is the approximate percent of time used for radiation oncology?

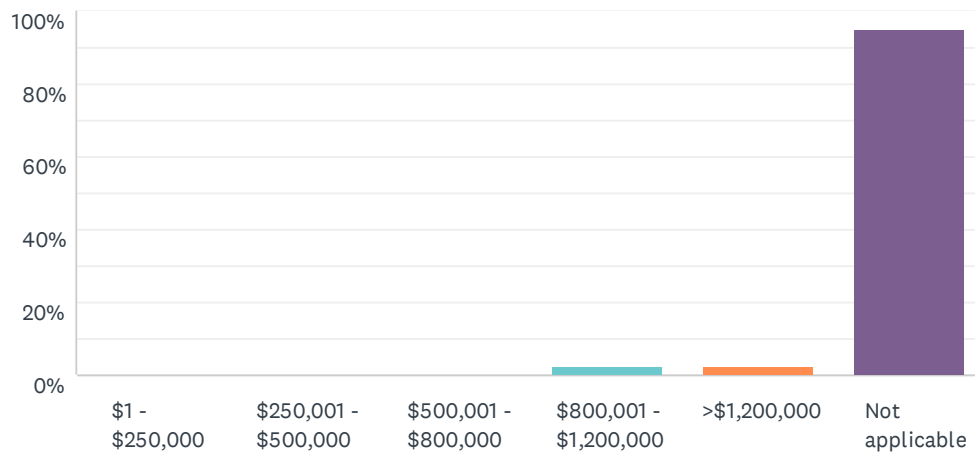
Answered: 42 Skipped: 5



ANSWER CHOICES	RESPONSES	
1 - 10%	30.95%	13
11 - 20%	7.14%	3
21 - 30%	2.38%	1
>30%	2.38%	1
Not applicable	57.14%	24
<b>TOTAL</b>		<b>42</b>

### Q37 If PET is present and dedicated to radiation oncology, what is the approximate cost?

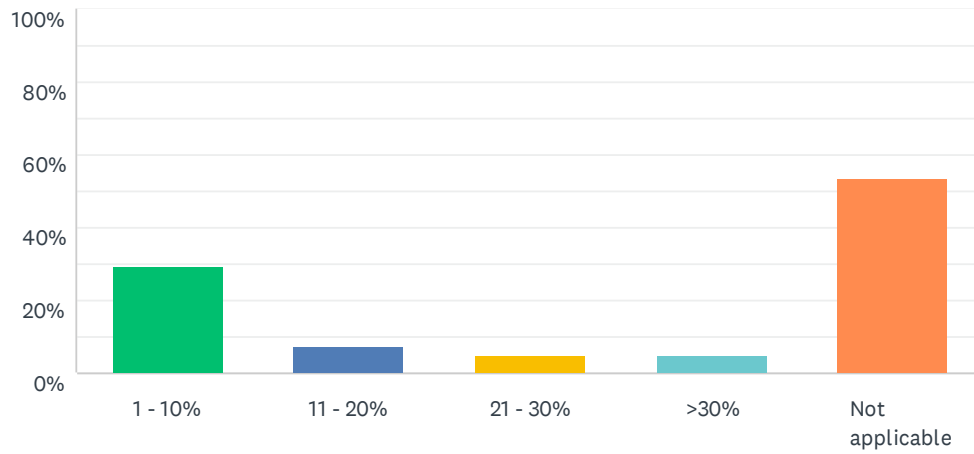
Answered: 41 Skipped: 6



ANSWER CHOICES	RESPONSES	
\$1 - \$250,000	0.00%	0
\$250,001 - \$500,000	0.00%	0
\$500,001 - \$800,000	0.00%	0
\$800,001 - \$1,200,000	2.44%	1
>\$1,200,000	2.44%	1
Not applicable	95.12%	39
<b>TOTAL</b>		<b>41</b>

### Q38 If PET is not dedicated, what is the approximate percent of time used for radiation oncology?

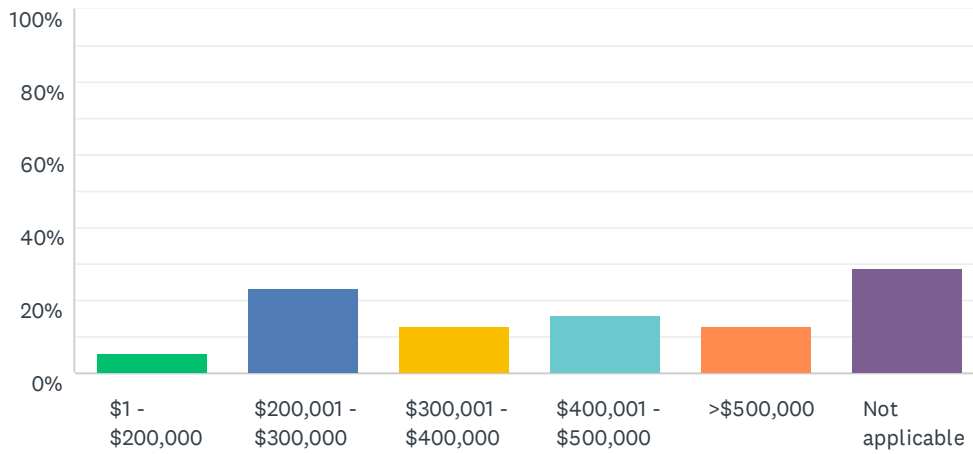
Answered: 41 Skipped: 6



ANSWER CHOICES	RESPONSES	
1 - 10%	29.27%	12
11 - 20%	7.32%	3
21 - 30%	4.88%	2
>30%	4.88%	2
Not applicable	53.66%	22
<b>TOTAL</b>		<b>41</b>

### Q39 What is the approximate total cost of the treatment planning computer for the freestanding facility or hospital department?

Answered: 38 Skipped: 9

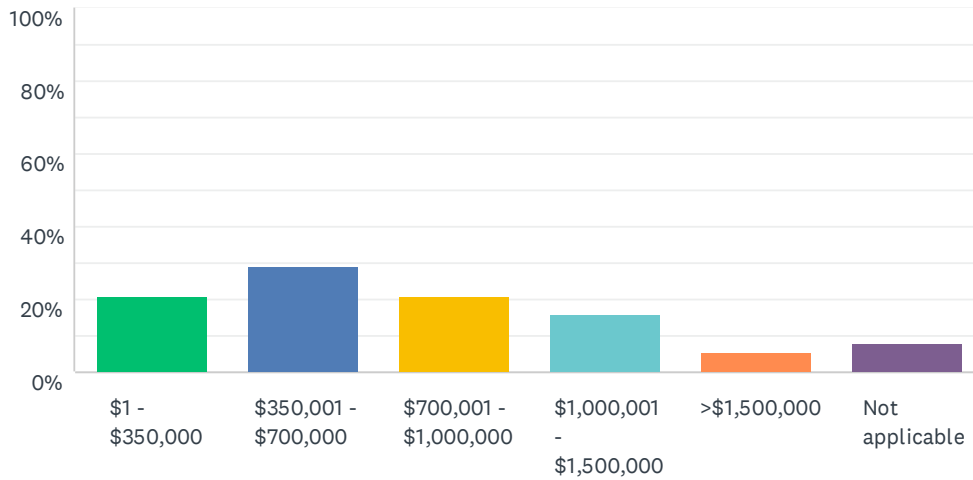


ANSWER CHOICES	RESPONSES	
\$1 - \$200,000	5.26%	2
\$200,001 - \$300,000	23.68%	9
\$300,001 - \$400,000	13.16%	5
\$400,001 - \$500,000	15.79%	6
>\$500,000	13.16%	5
Not applicable	28.95%	11
<b>TOTAL</b>		<b>38</b>



### Q40 What is the approximate combined cost to operate the dosimetry department annually for staffing, equipment and maintenance for the freestanding or hospital department?

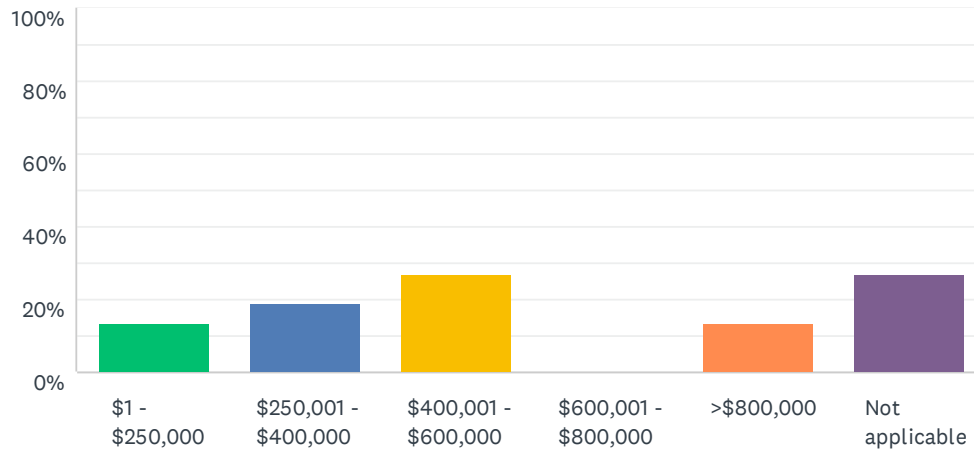
Answered: 38 Skipped: 9



ANSWER CHOICES	RESPONSES	
\$1 - \$350,000	21.05%	8
\$350,001 - \$700,000	28.95%	11
\$700,001 - \$1,000,000	21.05%	8
\$1,000,001 - \$1,500,000	15.79%	6
>\$1,500,000	5.26%	2
Not applicable	7.89%	3
<b>TOTAL</b>		<b>38</b>

## Q41 What is the approximate cost of your EMR?

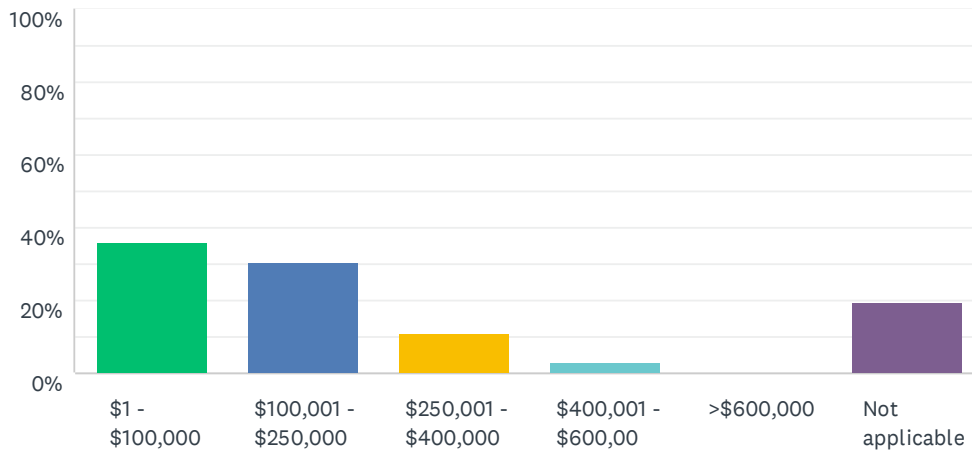
Answered: 37 Skipped: 10



ANSWER CHOICES	RESPONSES
\$1 - \$250,000	13.51% 5
\$250,001 - \$400,000	18.92% 7
\$400,001 - \$600,000	27.03% 10
\$600,001 - \$800,000	0.00% 0
>\$800,000	13.51% 5
Not applicable	27.03% 10
<b>TOTAL</b>	<b>37</b>

## Q42 What is the annual maintenance cost of your EMR for your freestanding or hospital department?

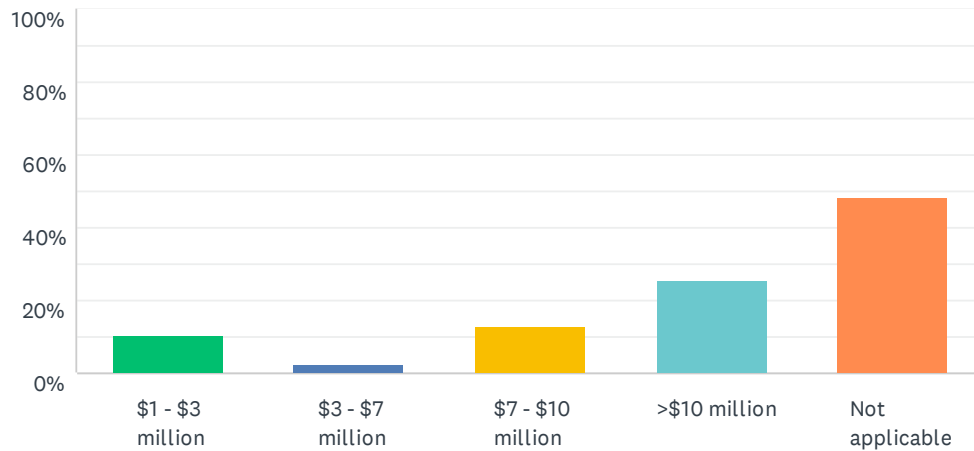
Answered: 36 Skipped: 11



ANSWER CHOICES	RESPONSES	
\$1 - \$100,000	36.11%	13
\$100,001 - \$250,000	30.56%	11
\$250,001 - \$400,000	11.11%	4
\$400,001 - \$600,00	2.78%	1
>\$600,000	0.00%	0
Not applicable	19.44%	7
<b>TOTAL</b>		<b>36</b>

### Q43 If you are a hospital-based facility, what are the total technical revenues that come into the revenue code 333 for radiation oncology?

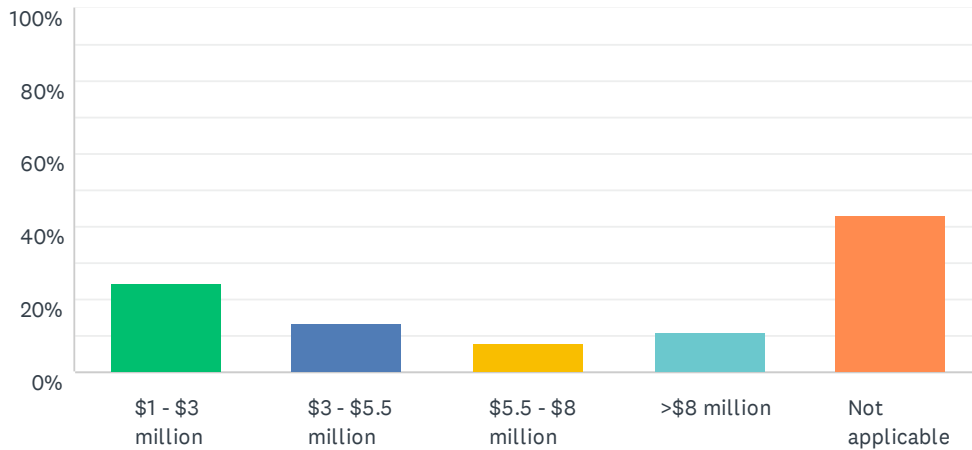
Answered: 39 Skipped: 8



ANSWER CHOICES	RESPONSES	
\$1 - \$3 million	10.26%	4
\$3 - \$7 million	2.56%	1
\$7 - \$10 million	12.82%	5
>\$10 million	25.64%	10
Not applicable	48.72%	19
<b>TOTAL</b>		<b>39</b>

### Q44 If you are a hospital-based facility, what is your approximate total annual expense for the radiation oncology department including all personnel, equipment and maintenance?

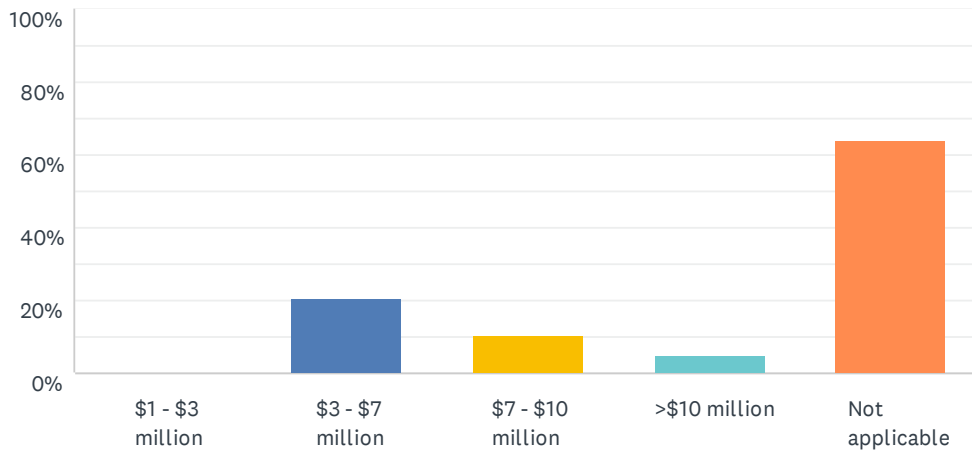
Answered: 37 Skipped: 10



ANSWER CHOICES	RESPONSES	
\$1 - \$3 million	24.32%	9
\$3 - \$5.5 million	13.51%	5
\$5.5 - \$8 million	8.11%	3
>\$8 million	10.81%	4
Not applicable	43.24%	16
<b>TOTAL</b>		<b>37</b>

### Q45 If you are a freestanding facility, what is your total revenue that comes into the individual radiation oncology facility?

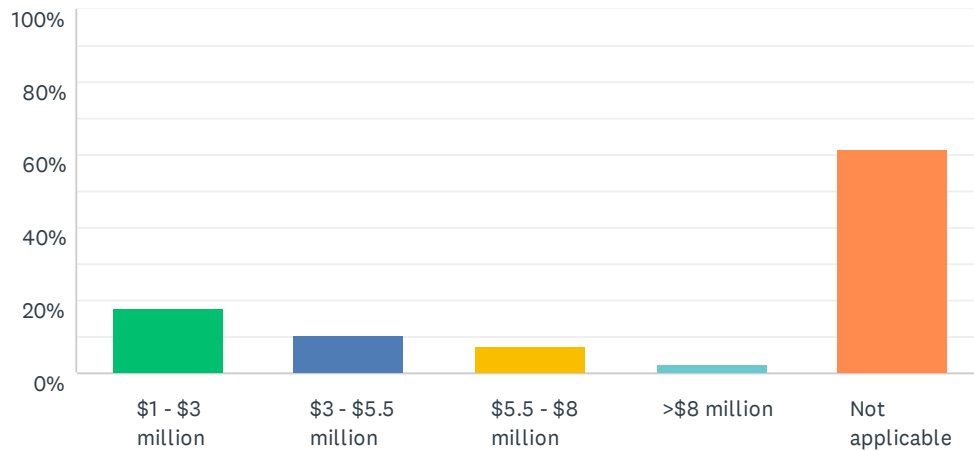
Answered: 39 Skipped: 8



ANSWER CHOICES	RESPONSES	
\$1 - \$3 million	0.00%	0
\$3 - \$7 million	20.51%	8
\$7 - \$10 million	10.26%	4
>\$10 million	5.13%	2
Not applicable	64.10%	25
<b>TOTAL</b>		<b>39</b>

### Q46 If you are a freestanding facility, what is your total annual expense per year to include all salaries, equipment and maintenance?

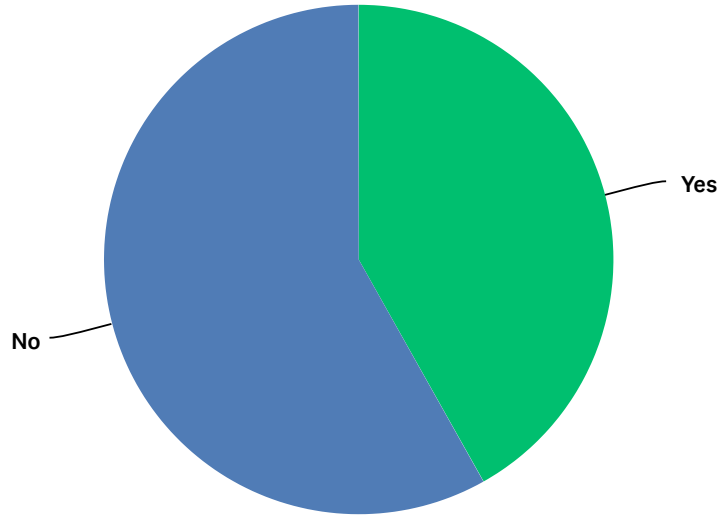
Answered: 39 Skipped: 8



ANSWER CHOICES	RESPONSES	
\$1 - \$3 million	17.95%	7
\$3 - \$5.5 million	10.26%	4
\$5.5 - \$8 million	7.69%	3
>\$8 million	2.56%	1
Not applicable	61.54%	24
<b>TOTAL</b>		<b>39</b>

### Q47 Is your radiation oncology department collecting co-pay, coinsurance and deductible at time of service?

Answered: 43 Skipped: 4

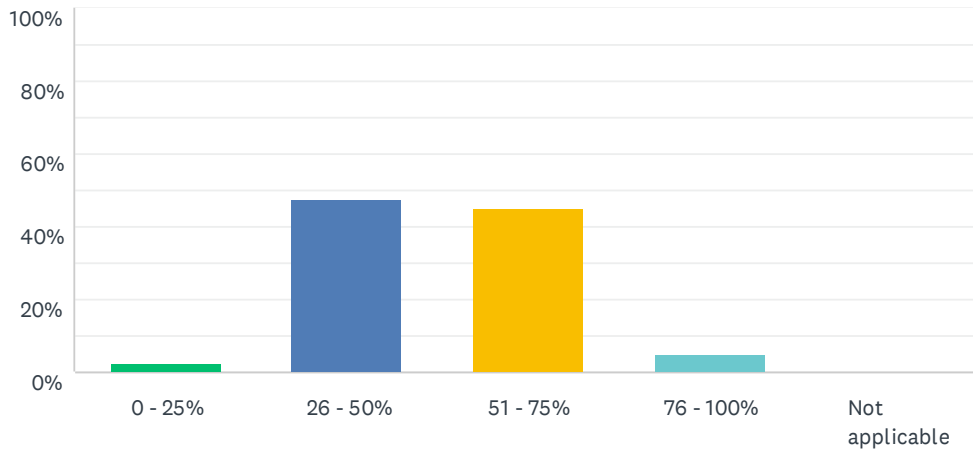


ANSWER CHOICES	RESPONSES	
Yes	41.86%	18
No	58.14%	25
TOTAL		43



## Q48 What percent of your payer mix is Medicare?

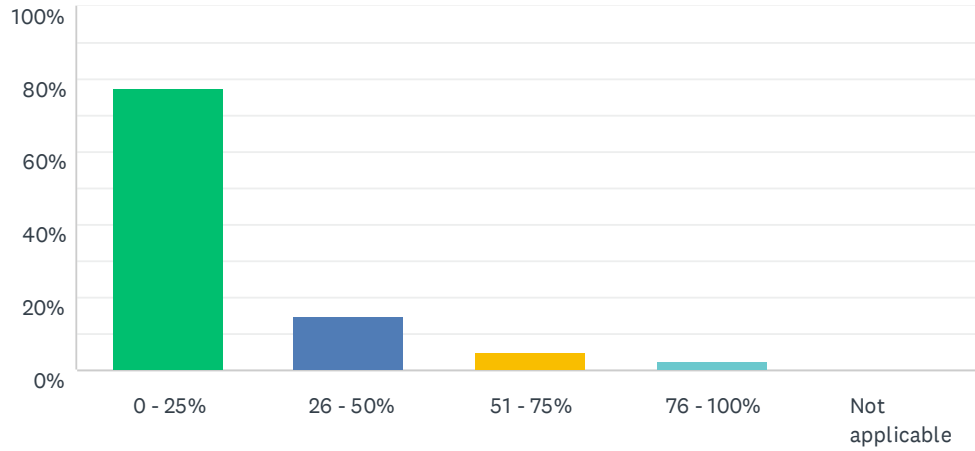
Answered: 40 Skipped: 7



ANSWER CHOICES	RESPONSES
0 - 25%	2.50% 1
26 - 50%	47.50% 19
51 - 75%	45.00% 18
76 - 100%	5.00% 2
Not applicable	0.00% 0
<b>TOTAL</b>	<b>40</b>

## Q49 What percent of your payer mix is Medicaid?

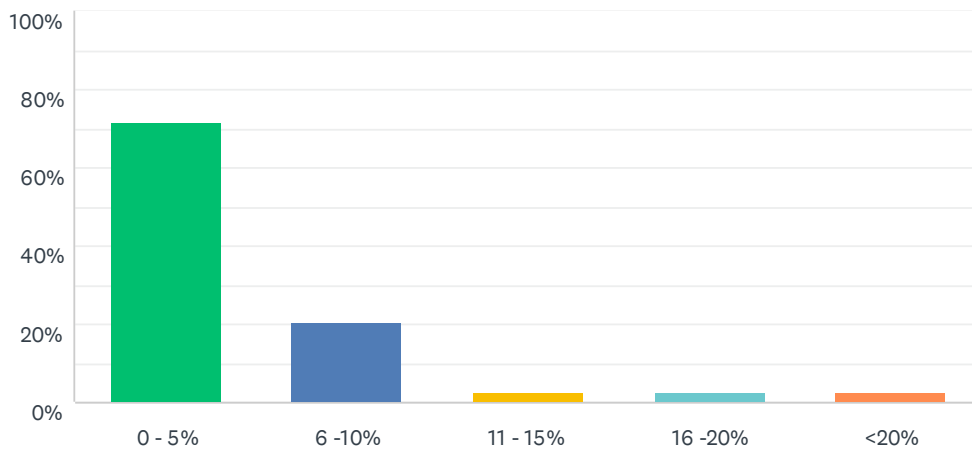
Answered: 40 Skipped: 7



ANSWER CHOICES	RESPONSES	
0 - 25%	77.50%	31
26 - 50%	15.00%	6
51 - 75%	5.00%	2
76 - 100%	2.50%	1
Not applicable	0.00%	0
<b>TOTAL</b>		<b>40</b>

## Q50 What percent of your payer mix is indigent without the ability to pay for the service?

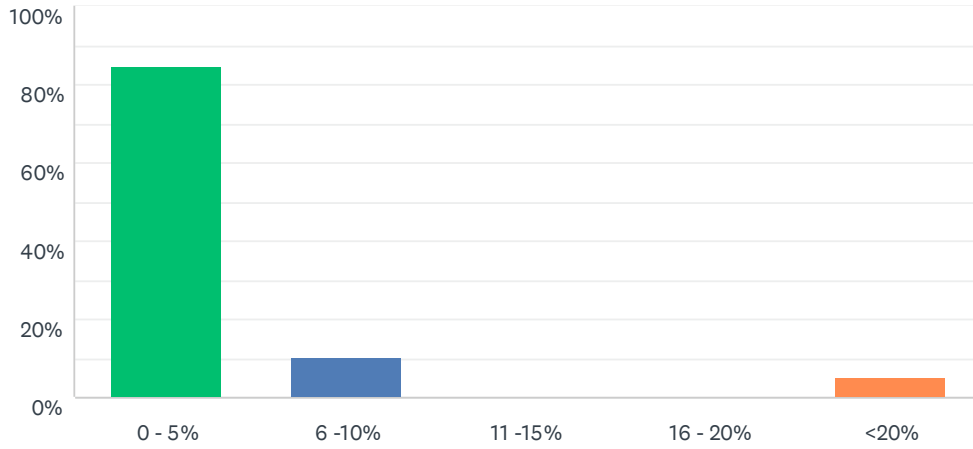
Answered: 39 Skipped: 8



ANSWER CHOICES	RESPONSES	
0 - 5%	71.79%	28
6 -10%	20.51%	8
11 - 15%	2.56%	1
16 -20%	2.56%	1
<20%	2.56%	1
<b>TOTAL</b>		<b>39</b>

## Q51 What percent of your payer mix is self-pay?

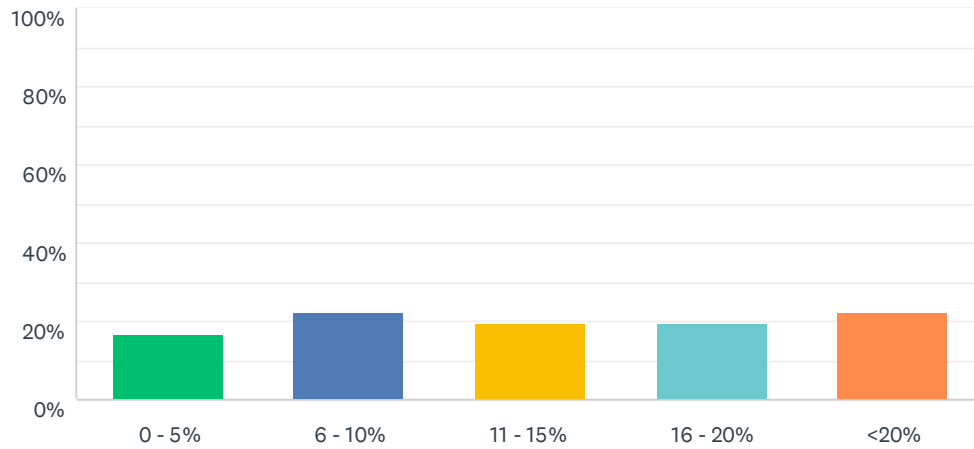
Answered: 39 Skipped: 8



ANSWER CHOICES	RESPONSES	
0 - 5%	84.62%	33
6 - 10%	10.26%	4
11 - 15%	0.00%	0
16 - 20%	0.00%	0
<20%	5.13%	2
<b>TOTAL</b>		<b>39</b>

## Q52 What percent of your payer mix is pure indemnity commercial?

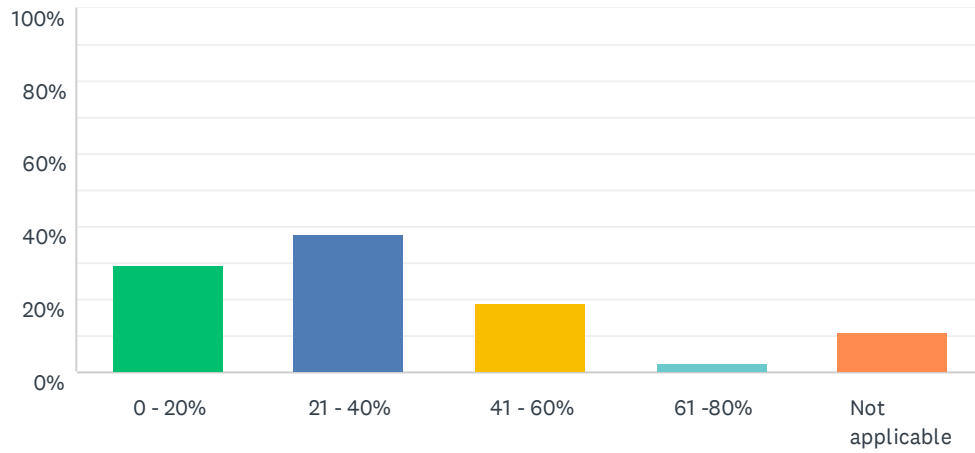
Answered: 36 Skipped: 11



ANSWER CHOICES	RESPONSES	
0 - 5%	16.67%	6
6 - 10%	22.22%	8
11 - 15%	19.44%	7
16 - 20%	19.44%	7
<20%	22.22%	8
<b>TOTAL</b>		<b>36</b>

## Q53 What percent of your payer mix is managed care?

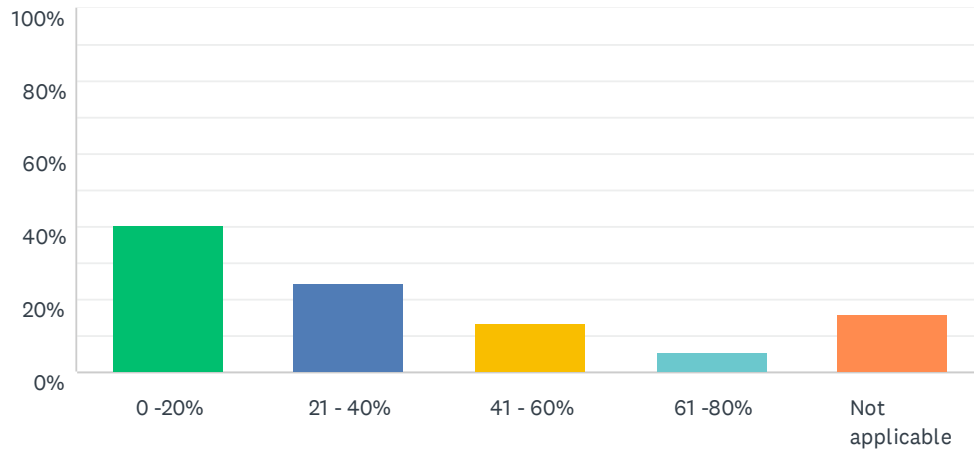
Answered: 37 Skipped: 10



ANSWER CHOICES	RESPONSES	
0 - 20%	29.73%	11
21 - 40%	37.84%	14
41 - 60%	18.92%	7
61 - 80%	2.70%	1
Not applicable	10.81%	4
<b>TOTAL</b>		<b>37</b>

## Q54 What percent of your payer mix is Medicare Replacement?

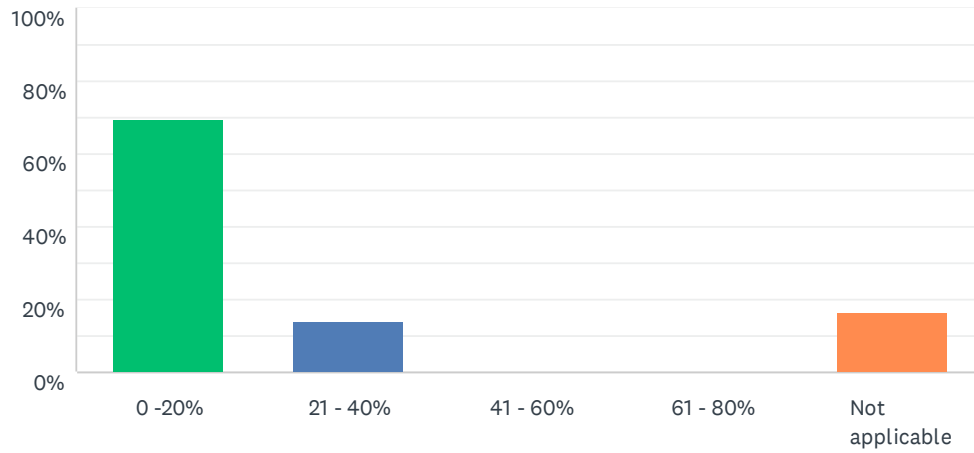
Answered: 37 Skipped: 10



ANSWER CHOICES	RESPONSES	
0 -20%	40.54%	15
21 - 40%	24.32%	9
41 - 60%	13.51%	5
61 -80%	5.41%	2
Not applicable	16.22%	6
<b>TOTAL</b>		<b>37</b>

## Q55 What percent of your payer mix is other?

Answered: 36 Skipped: 11

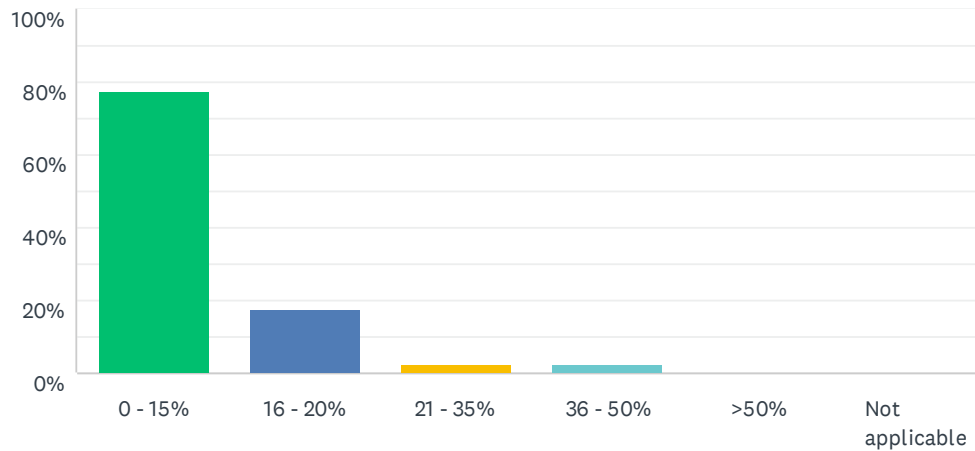


ANSWER CHOICES	RESPONSES	
0 -20%	69.44%	25
21 - 40%	13.89%	5
41 - 60%	0.00%	0
61 - 80%	0.00%	0
Not applicable	16.67%	6
<b>TOTAL</b>		<b>36</b>



### Q56 What percent of your patients are denied payment from payers due to a lack of medical necessity reason per EOB?

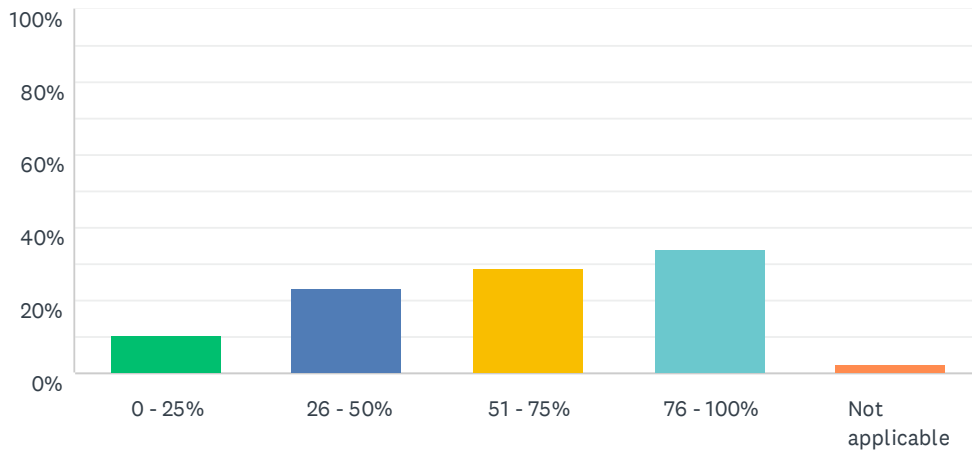
Answered: 40 Skipped: 7



ANSWER CHOICES	RESPONSES	
0 - 15%	77.50%	31
16 - 20%	17.50%	7
21 - 35%	2.50%	1
36 - 50%	2.50%	1
>50%	0.00%	0
Not applicable	0.00%	0
<b>TOTAL</b>		<b>40</b>

### Q57 What is your success rate on appeals on a percent basis? (For example, 75% of denied claims are paid upon appeal, etc.)

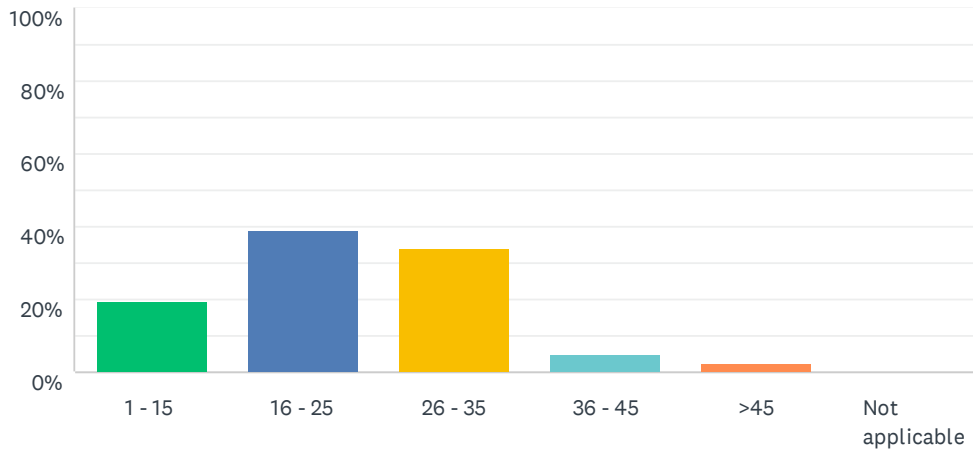
Answered: 38 Skipped: 9



ANSWER CHOICES	RESPONSES	
0 - 25%	10.53%	4
26 - 50%	23.68%	9
51 - 75%	28.95%	11
76 - 100%	34.21%	13
Not applicable	2.63%	1
<b>TOTAL</b>		<b>38</b>

### Q58 What is the average volume of patients under daily treatment that a single FTE Radiation Oncologist will safely and routinely cover at any given time?

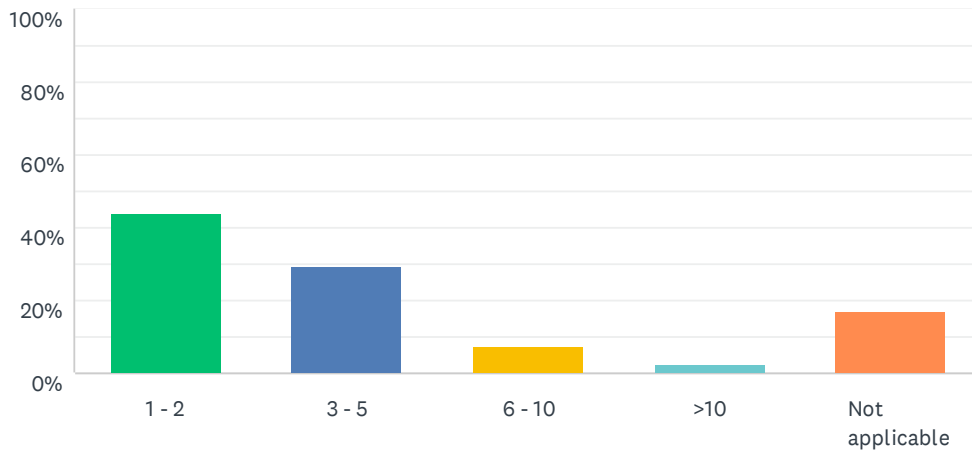
Answered: 41 Skipped: 6



ANSWER CHOICES	RESPONSES	
1 - 15	19.51%	8
16 - 25	39.02%	16
26 - 35	34.15%	14
36 - 45	4.88%	2
>45	2.44%	1
Not applicable	0.00%	0
<b>TOTAL</b>		<b>41</b>

### Q59 Of the average daily volume of patients under treatment for a single radiation oncologist at any given time, how many would be 2D?

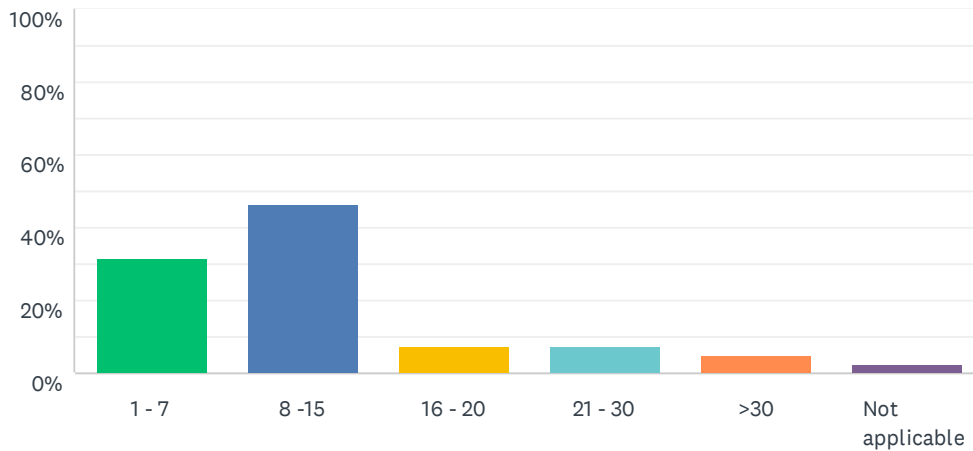
Answered: 41 Skipped: 6



ANSWER CHOICES	RESPONSES	
1 - 2	43.90%	18
3 - 5	29.27%	12
6 - 10	7.32%	3
>10	2.44%	1
Not applicable	17.07%	7
<b>TOTAL</b>		<b>41</b>

### Q60 Of the average daily volume of patients under treatment for a single radiation oncologist at any given time, how many would be 3D?

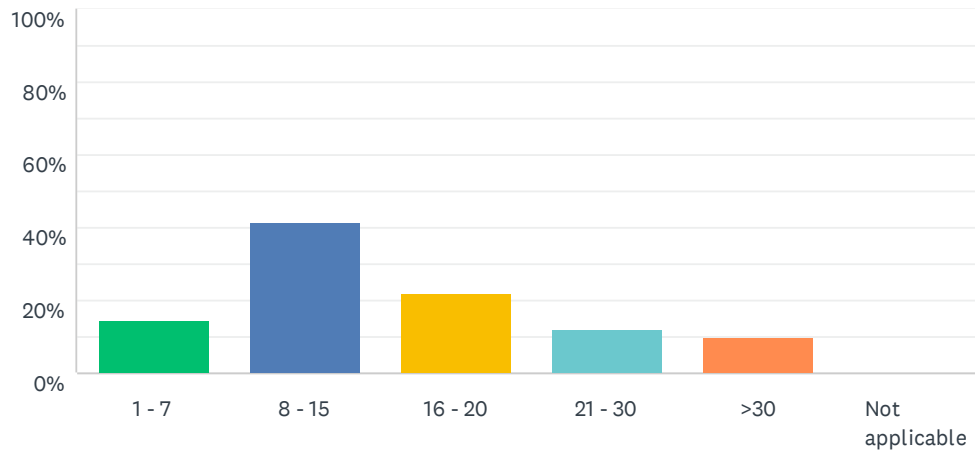
Answered: 41 Skipped: 6



ANSWER CHOICES	RESPONSES	
1 - 7	31.71%	13
8 -15	46.34%	19
16 - 20	7.32%	3
21 - 30	7.32%	3
>30	4.88%	2
Not applicable	2.44%	1
<b>TOTAL</b>		<b>41</b>

### Q61 Of the average daily volume of patients under treatment for a single radiation oncologist at any given time, how many would be IMRT?

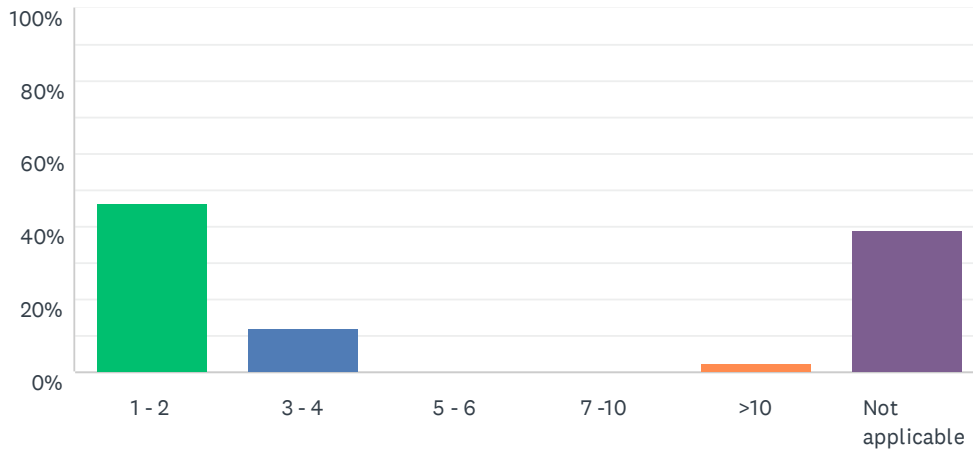
Answered: 41 Skipped: 6



ANSWER CHOICES	RESPONSES	
1 - 7	14.63%	6
8 - 15	41.46%	17
16 - 20	21.95%	9
21 - 30	12.20%	5
>30	9.76%	4
Not applicable	0.00%	0
<b>TOTAL</b>		<b>41</b>

### Q62 Of the average expected daily volume of patients under treatment for a single radiation oncologist at any given time, how many would be SRS (Cobalt - 60 or linear accelerator)?

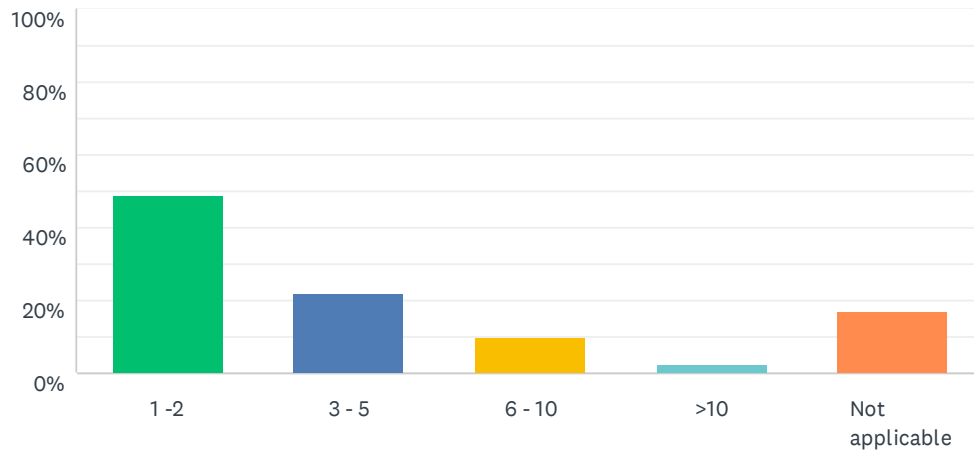
Answered: 41 Skipped: 6



ANSWER CHOICES	RESPONSES	
1 - 2	46.34%	19
3 - 4	12.20%	5
5 - 6	0.00%	0
7 -10	0.00%	0
>10	2.44%	1
Not applicable	39.02%	16
<b>TOTAL</b>		<b>41</b>

### Q63 Of the average daily volume of patients under treatment for a single radiation oncologist at any given time, how many would be SBRT?

Answered: 41 Skipped: 6

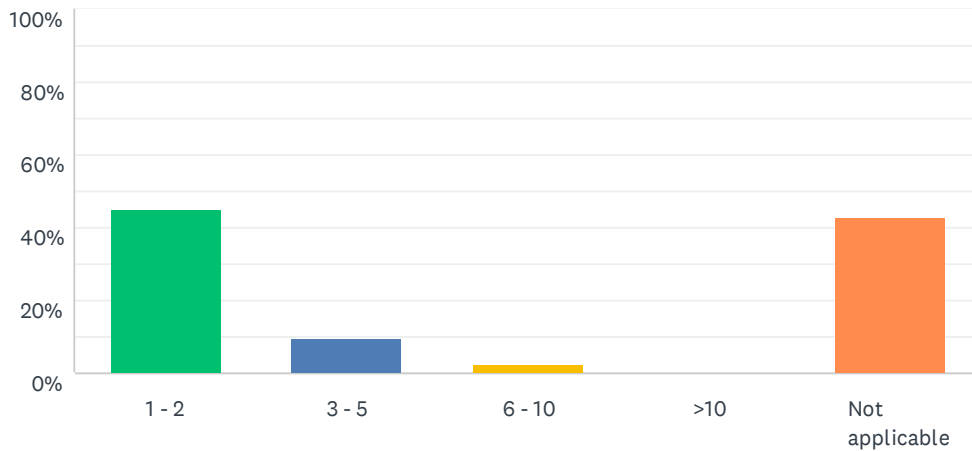


ANSWER CHOICES	RESPONSES	
1 -2	48.78%	20
3 - 5	21.95%	9
6 - 10	9.76%	4
>10	2.44%	1
Not applicable	17.07%	7
<b>TOTAL</b>		<b>41</b>



### Q64 Of the average daily volume of patients under treatment for a single radiation oncologist at any given time, how many would be HDR?

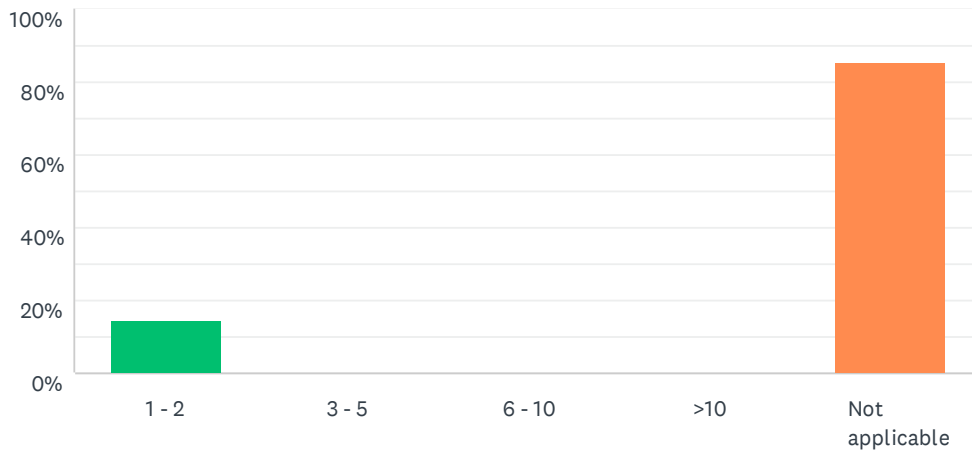
Answered: 42 Skipped: 5



ANSWER CHOICES	RESPONSES	
1 - 2	45.24%	19
3 - 5	9.52%	4
6 - 10	2.38%	1
>10	0.00%	0
Not applicable	42.86%	18
<b>TOTAL</b>		<b>42</b>

### Q65 Of the average daily volume of patients under treatment for a single radiation oncologist at any given time, how many would be LDR?

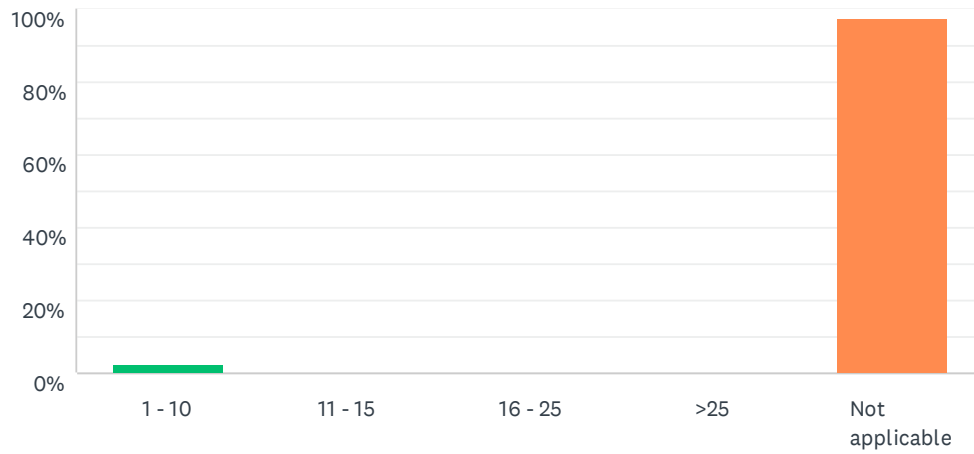
Answered: 41 Skipped: 6



ANSWER CHOICES	RESPONSES	
1 - 2	14.63%	6
3 - 5	0.00%	0
6 - 10	0.00%	0
>10	0.00%	0
Not applicable	85.37%	35
<b>TOTAL</b>		<b>41</b>

### Q66 Of the expected volume of patients under treatment for a single radiation oncologist at any given time, how many would be proton?

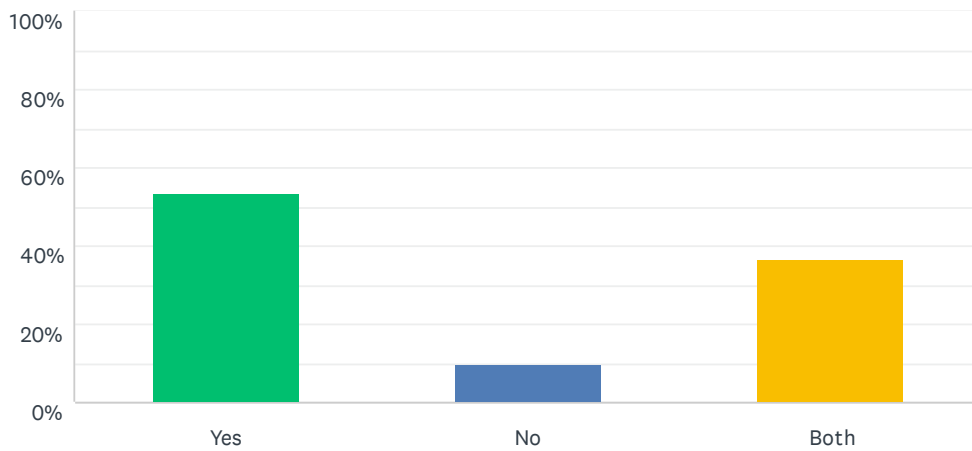
Answered: 40 Skipped: 7



ANSWER CHOICES	RESPONSES	
1 - 10	2.50%	1
11 - 15	0.00%	0
16 - 25	0.00%	0
>25	0.00%	0
Not applicable	97.50%	39
<b>TOTAL</b>		<b>40</b>

## Q67 New equipment - Does your physicist commission new equipment or is this outsourced?

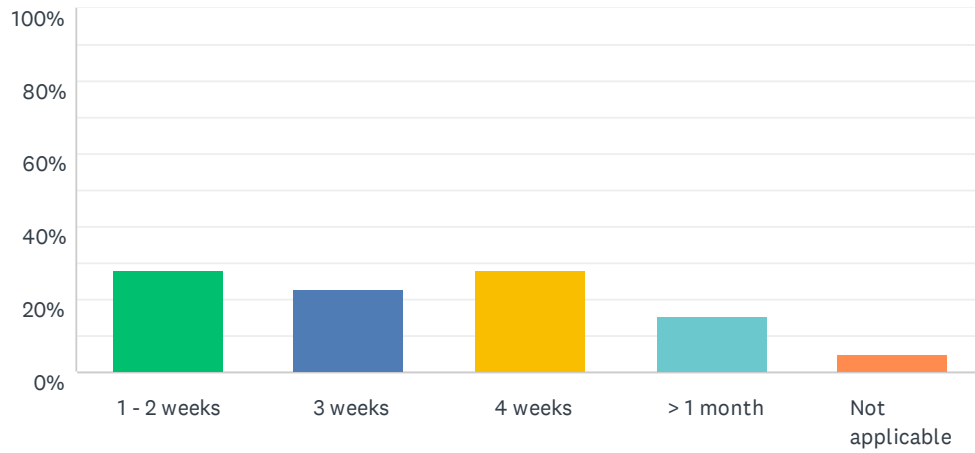
Answered: 41 Skipped: 6



ANSWER CHOICES	RESPONSES	
Yes	53.66%	22
No	9.76%	4
Both	36.59%	15
TOTAL		41

## Q68 What is the average time to commission a new accelerator?

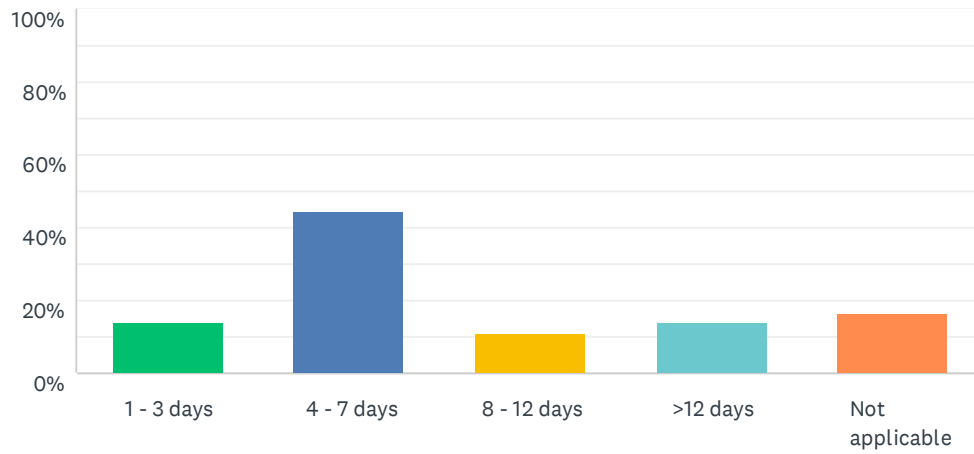
Answered: 39 Skipped: 8



ANSWER CHOICES	RESPONSES	
1 - 2 weeks	28.21%	11
3 weeks	23.08%	9
4 weeks	28.21%	11
> 1 month	15.38%	6
Not applicable	5.13%	2
<b>TOTAL</b>		<b>39</b>

## Q69 What is the average time in days to commission a new treatment planning system?

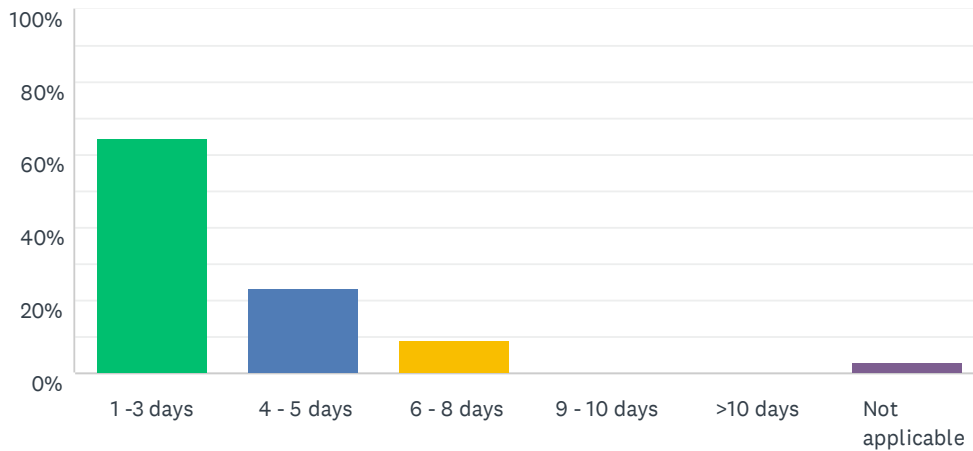
Answered: 36 Skipped: 11



ANSWER CHOICES	RESPONSES	
1 - 3 days	13.89%	5
4 - 7 days	44.44%	16
8 - 12 days	11.11%	4
>12 days	13.89%	5
Not applicable	16.67%	6
<b>TOTAL</b>		<b>36</b>

## Q70 What is the average time in days to perform annual calibration on the treatment equipment?

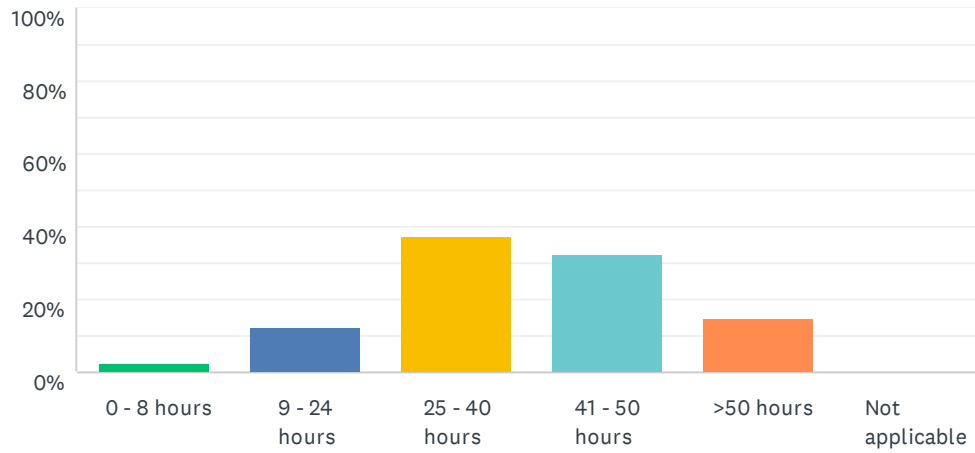
Answered: 34 Skipped: 13



ANSWER CHOICES	RESPONSES	
1 -3 days	64.71%	22
4 - 5 days	23.53%	8
6 - 8 days	8.82%	3
9 - 10 days	0.00%	0
>10 days	0.00%	0
Not applicable	2.94%	1
<b>TOTAL</b>		<b>34</b>

## Q71 Number of hours worked per week by physicist:

Answered: 40 Skipped: 7

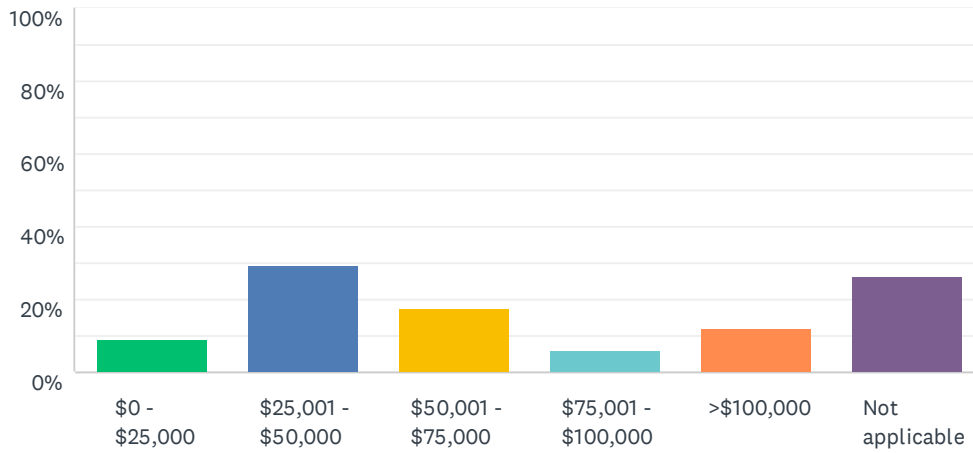


ANSWER CHOICES	RESPONSES
0 - 8 hours	2.50% 1
9 - 24 hours	12.50% 5
25 - 40 hours	37.50% 15
41 - 50 hours	32.50% 13
>50 hours	15.00% 6
Not applicable	0.00% 0
<b>TOTAL</b>	<b>40</b>



## Q72 What is the approximate cost of compliance?

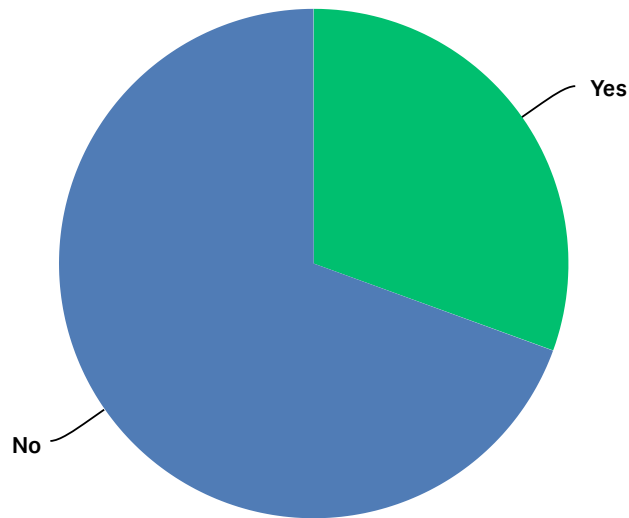
Answered: 34 Skipped: 13



ANSWER CHOICES	RESPONSES
\$0 - \$25,000	8.82% 3
\$25,001 - \$50,000	29.41% 10
\$50,001 - \$75,000	17.65% 6
\$75,001 - \$100,000	5.88% 2
>\$100,000	11.76% 4
Not applicable	26.47% 9
<b>TOTAL</b>	<b>34</b>

### Q73 Do you think carbon ions will enter the US market in the next 5 years?

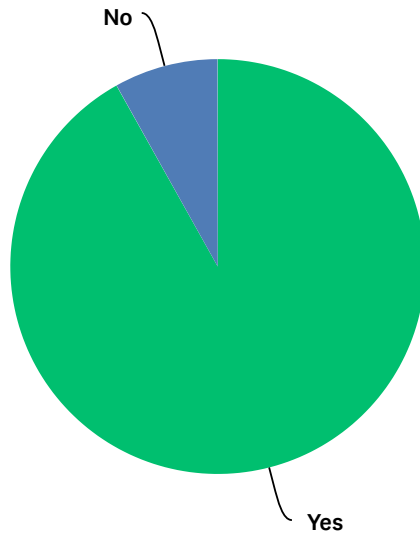
Answered: 36 Skipped: 11



ANSWER CHOICES	RESPONSES	
Yes	30.56%	11
No	69.44%	25
TOTAL		36

### Q74 Do you employ a radiation oncology director/manager/supervisor?

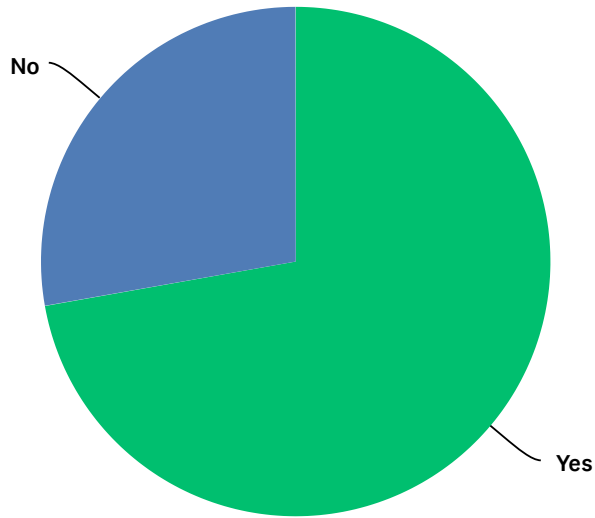
Answered: 37 Skipped: 10



ANSWER CHOICES	RESPONSES
Yes	91.89% 34
No	8.11% 3
TOTAL	37

### Q75 If yes, is this person dedicated to radiation oncology alone?

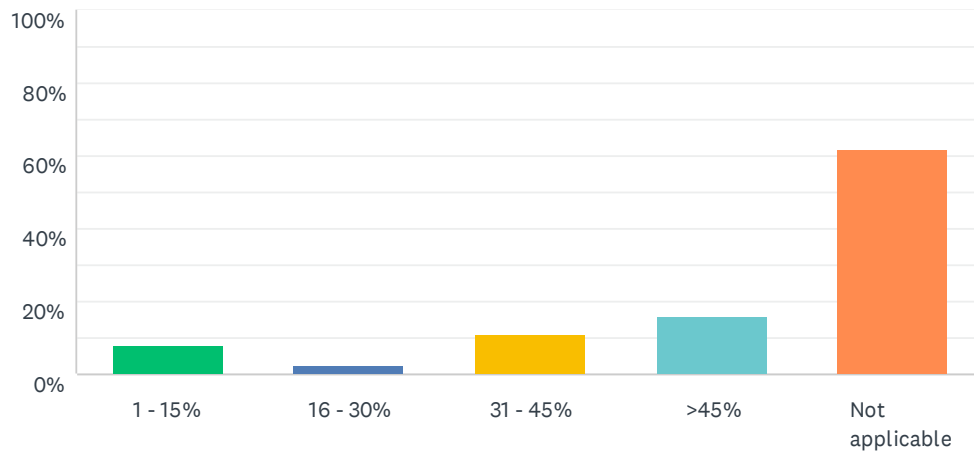
Answered: 36 Skipped: 11



ANSWER CHOICES	RESPONSES	
Yes	72.22%	26
No	27.78%	10
TOTAL		36

## Q76 If no, what percent of their time is dedicated to radiation oncology?

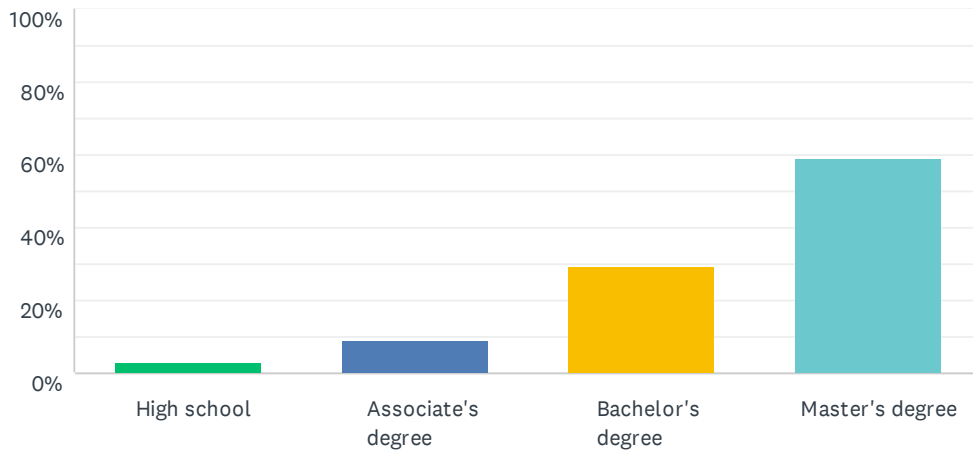
Answered: 37 Skipped: 10



ANSWER CHOICES	RESPONSES	
1 - 15%	8.11%	3
16 - 30%	2.70%	1
31 - 45%	10.81%	4
>45%	16.22%	6
Not applicable	62.16%	23
<b>TOTAL</b>		<b>37</b>

### Q77 What is the education level of your radiation oncology director/manager/supervisor? (Choose highest level only.)

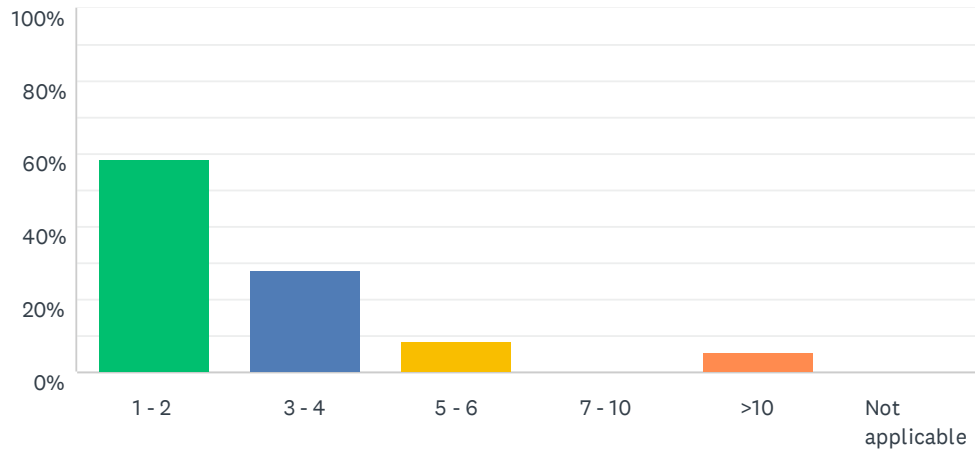
Answered: 34 Skipped: 13



ANSWER CHOICES	RESPONSES	
High school	2.94%	1
Associate's degree	8.82%	3
Bachelor's degree	29.41%	10
Master's degree	58.82%	20
<b>TOTAL</b>		<b>34</b>

## Q78 How many radiation oncologists work at your facility?

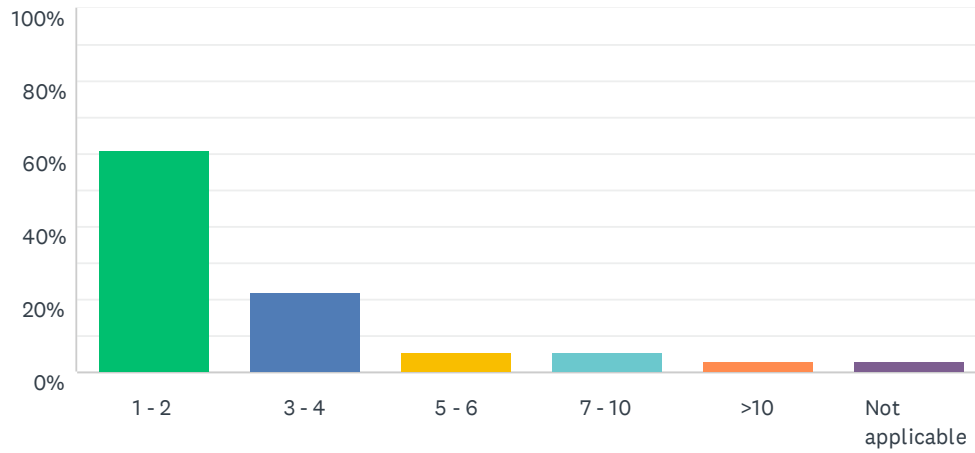
Answered: 36 Skipped: 11



ANSWER CHOICES	RESPONSES	
1 - 2	58.33%	21
3 - 4	27.78%	10
5 - 6	8.33%	3
7 - 10	0.00%	0
>10	5.56%	2
Not applicable	0.00%	0
<b>TOTAL</b>		<b>36</b>

## Q79 Of the total, how many are full-time radiation oncologists?

Answered: 36 Skipped: 11

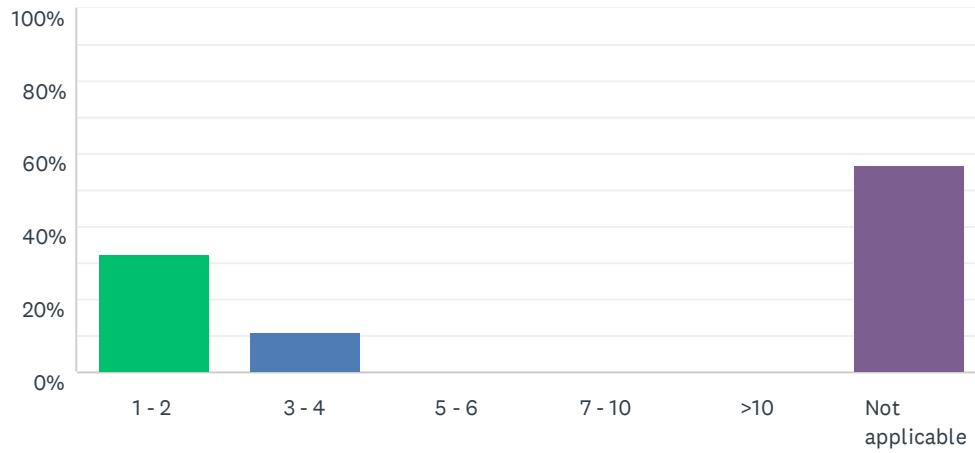


ANSWER CHOICES	RESPONSES
1 - 2	61.11% 22
3 - 4	22.22% 8
5 - 6	5.56% 2
7 - 10	5.56% 2
>10	2.78% 1
Not applicable	2.78% 1
<b>TOTAL</b>	<b>36</b>



## Q80 Of the total, how many are part-time radiation oncologists?

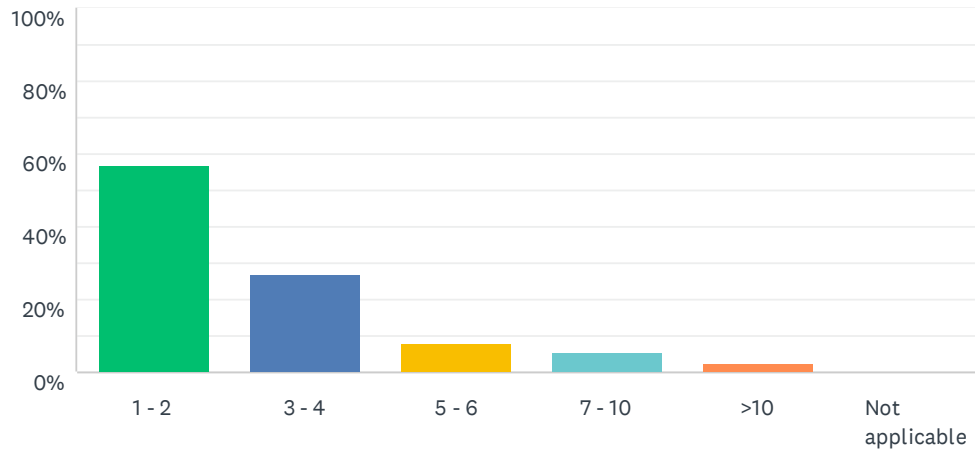
Answered: 37 Skipped: 10



ANSWER CHOICES	RESPONSES	
1 - 2	32.43%	12
3 - 4	10.81%	4
5 - 6	0.00%	0
7 - 10	0.00%	0
>10	0.00%	0
Not applicable	56.76%	21
<b>TOTAL</b>		<b>37</b>

## Q81 Of the total number, how many are board certified?

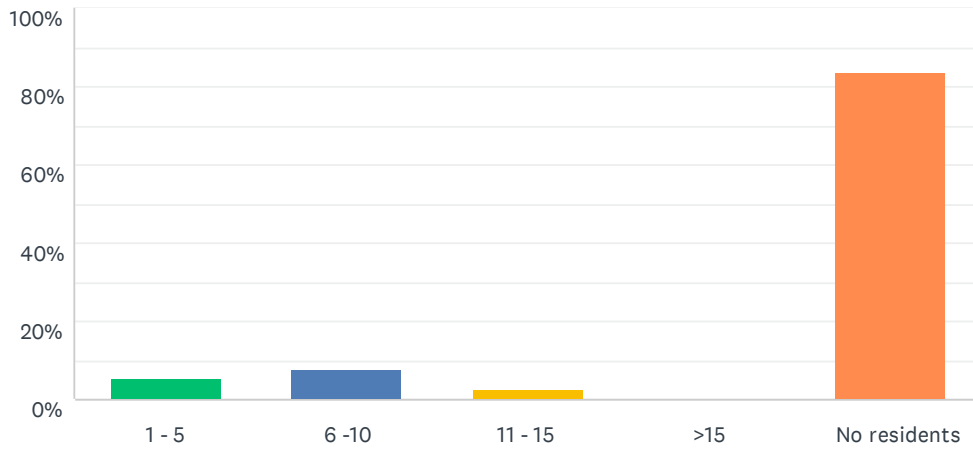
Answered: 37 Skipped: 10



ANSWER CHOICES	RESPONSES	
1 - 2	56.76%	21
3 - 4	27.03%	10
5 - 6	8.11%	3
7 - 10	5.41%	2
>10	2.70%	1
Not applicable	0.00%	0
<b>TOTAL</b>		<b>37</b>

## Q82 Do you have residents? If yes, how many?

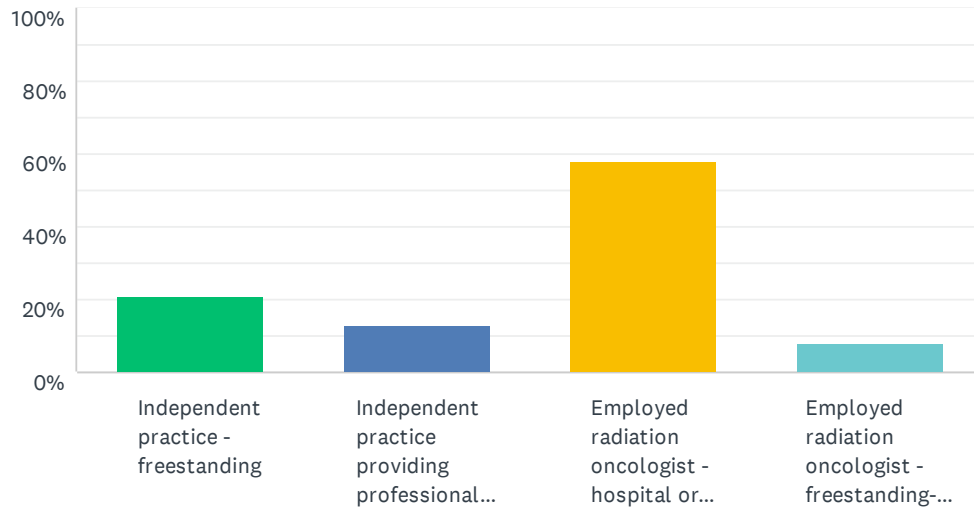
Answered: 37 Skipped: 10



ANSWER CHOICES	RESPONSES	
1 - 5	5.41%	2
6 -10	8.11%	3
11 - 15	2.70%	1
>15	0.00%	0
No residents	83.78%	31
<b>TOTAL</b>		<b>37</b>

### Q83 Your radiation oncologist(s) is an:

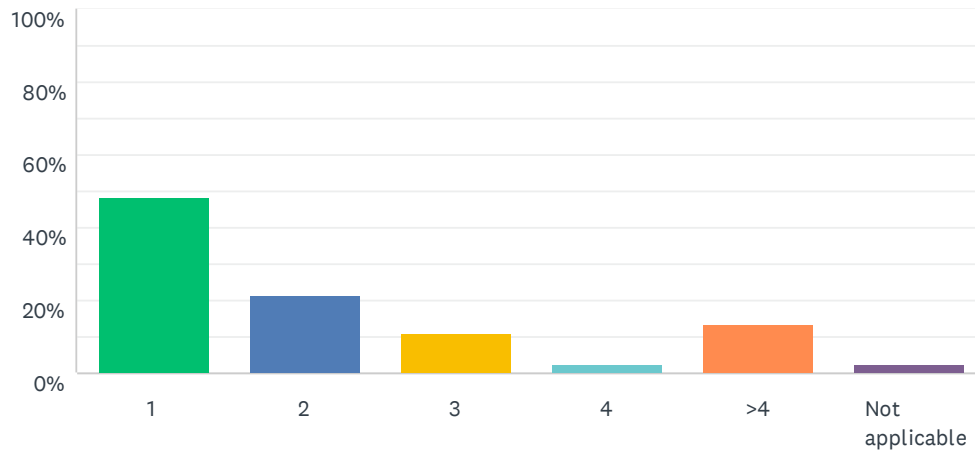
Answered: 38 Skipped: 9



ANSWER CHOICES	RESPONSES	
Independent practice - freestanding	21.05%	8
Independent practice providing professional only services at a hospital	13.16%	5
Employed radiation oncologist - hospital or university-based	57.89%	22
Employed radiation oncologist - freestanding-based or non-hospital affiliation	7.89%	3
<b>TOTAL</b>		<b>38</b>

## Q84 How many physicists does your freestanding or hospital department employ?

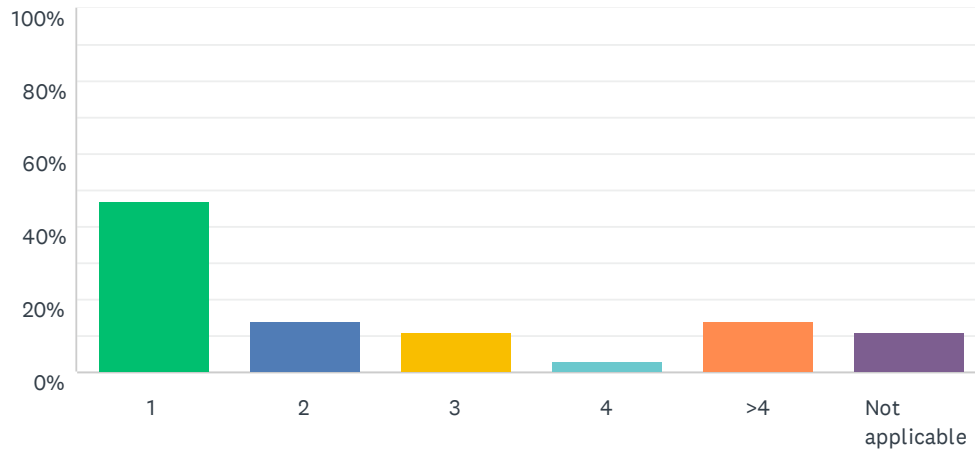
Answered: 37 Skipped: 10



ANSWER CHOICES	RESPONSES	
1	48.65%	18
2	21.62%	8
3	10.81%	4
4	2.70%	1
>4	13.51%	5
Not applicable	2.70%	1
<b>TOTAL</b>		<b>37</b>

## Q85 Of the total physicists, how many are full-time?

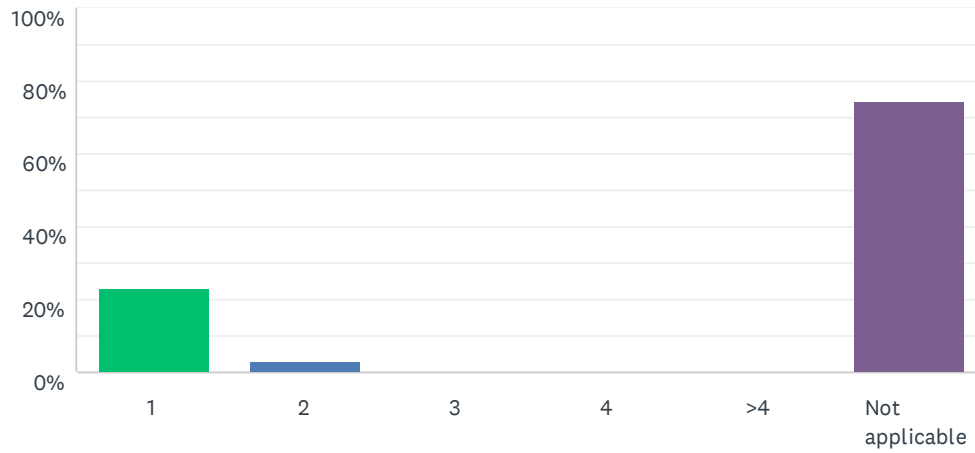
Answered: 36 Skipped: 11



ANSWER CHOICES	RESPONSES	
1	47.22%	17
2	13.89%	5
3	11.11%	4
4	2.78%	1
>4	13.89%	5
Not applicable	11.11%	4
<b>TOTAL</b>		<b>36</b>

## Q86 How many are part-time?

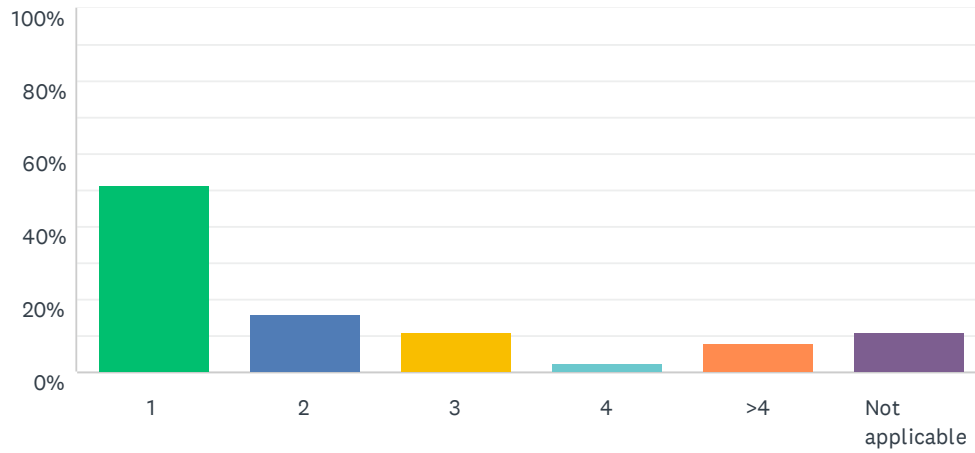
Answered: 35 Skipped: 12



ANSWER CHOICES	RESPONSES	
1	22.86%	8
2	2.86%	1
3	0.00%	0
4	0.00%	0
>4	0.00%	0
Not applicable	74.29%	26
<b>TOTAL</b>		<b>35</b>

## Q87 How many are masters level?

Answered: 37 Skipped: 10

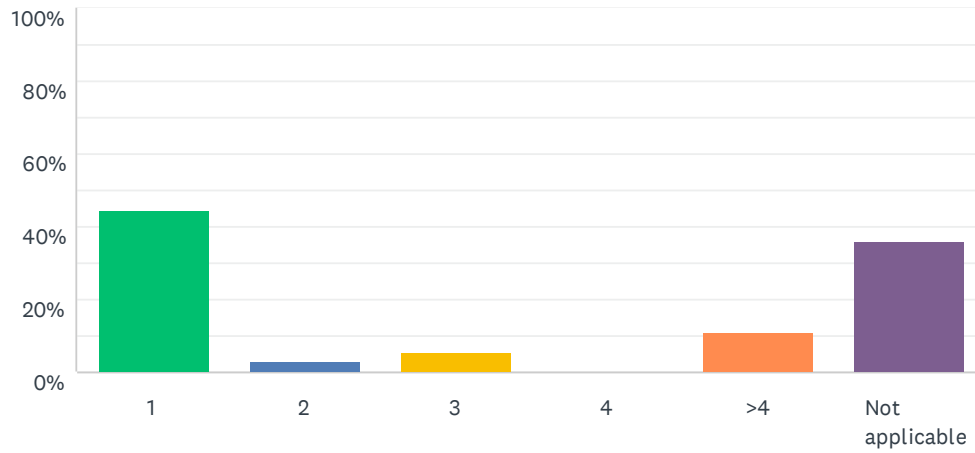


ANSWER CHOICES	RESPONSES	
1	51.35%	19
2	16.22%	6
3	10.81%	4
4	2.70%	1
>4	8.11%	3
Not applicable	10.81%	4
<b>TOTAL</b>		<b>37</b>



## Q88 How many are PhD level?

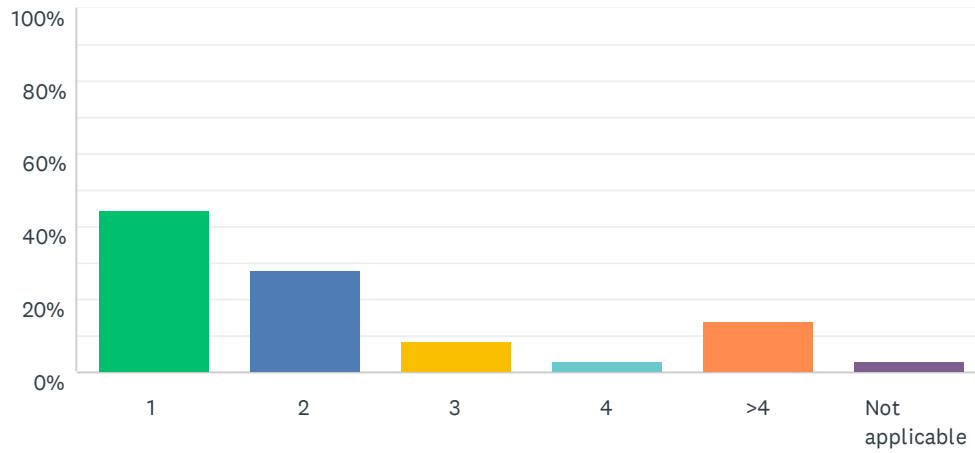
Answered: 36 Skipped: 11



ANSWER CHOICES	RESPONSES	
1	44.44%	16
2	2.78%	1
3	5.56%	2
4	0.00%	0
>4	11.11%	4
Not applicable	36.11%	13
<b>TOTAL</b>		<b>36</b>

## Q89 How many are board certified?

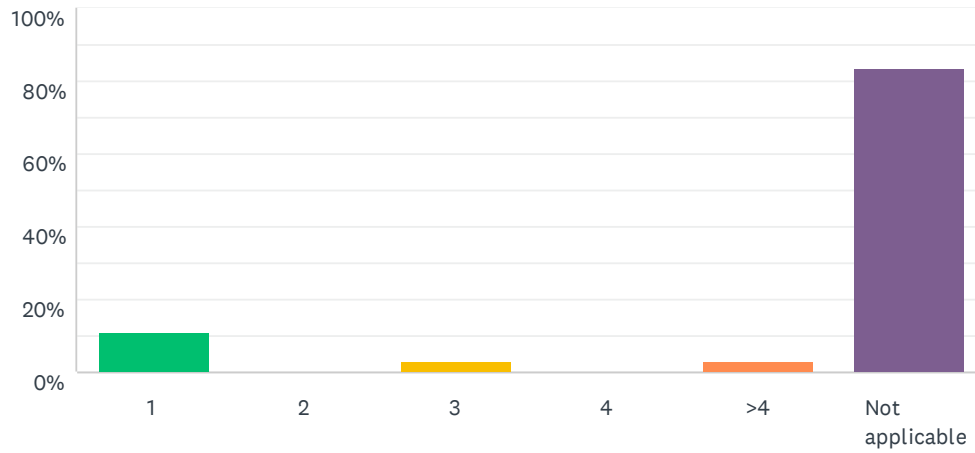
Answered: 36 Skipped: 11



ANSWER CHOICES	RESPONSES	
1	44.44%	16
2	27.78%	10
3	8.33%	3
4	2.78%	1
>4	13.89%	5
Not applicable	2.78%	1
<b>TOTAL</b>		<b>36</b>

## Q90 How many are board eligible?

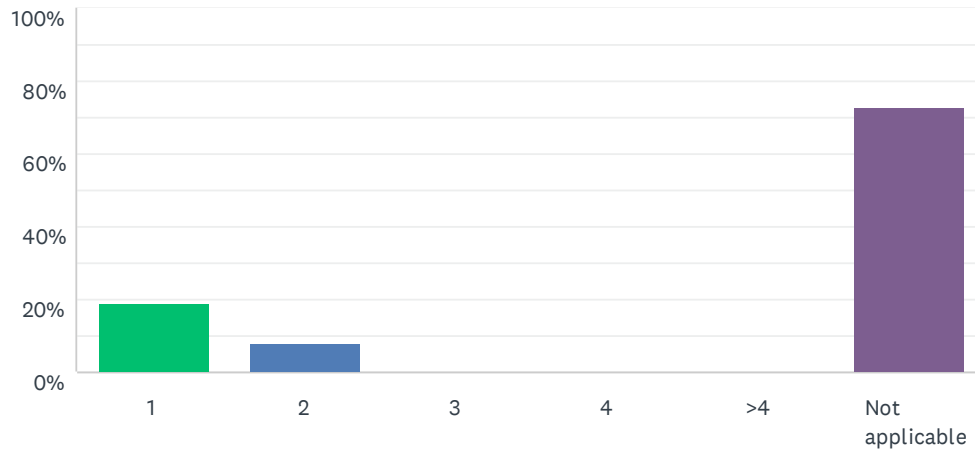
Answered: 36 Skipped: 11



ANSWER CHOICES	RESPONSES	
1	11.11%	4
2	0.00%	0
3	2.78%	1
4	0.00%	0
>4	2.78%	1
Not applicable	83.33%	30
<b>TOTAL</b>		<b>36</b>

## Q91 How many are outside contract?

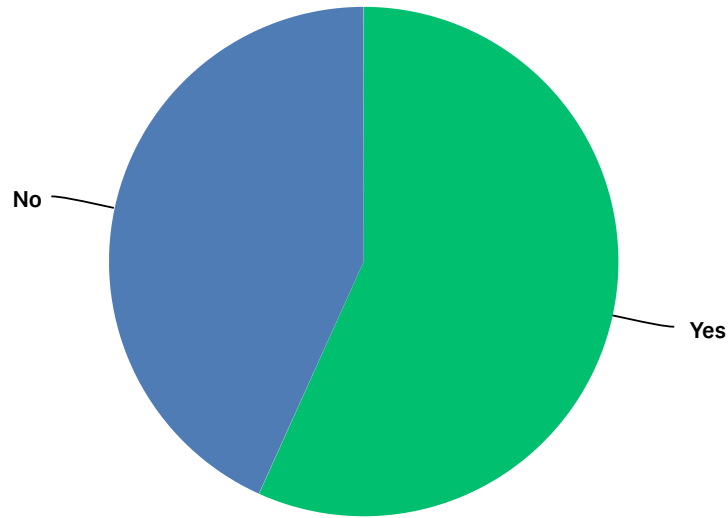
Answered: 37 Skipped: 10



ANSWER CHOICES	RESPONSES	
1	18.92%	7
2	8.11%	3
3	0.00%	0
4	0.00%	0
>4	0.00%	0
Not applicable	72.97%	27
<b>TOTAL</b>		<b>37</b>

## Q92 Does your physicist perform dosimetry?

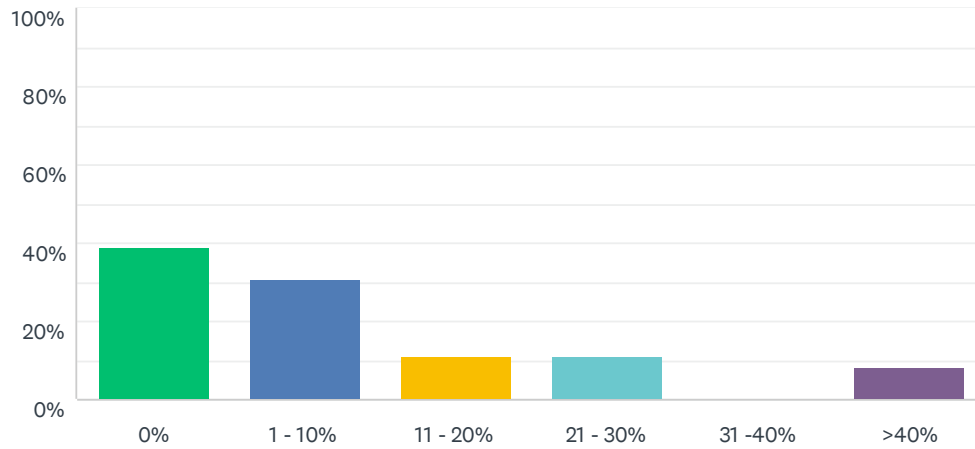
Answered: 37 Skipped: 10



ANSWER CHOICES	RESPONSES	
Yes	56.76%	21
No	43.24%	16
TOTAL		37

### Q93 If yes, what percent of plans are generated by the physicist?

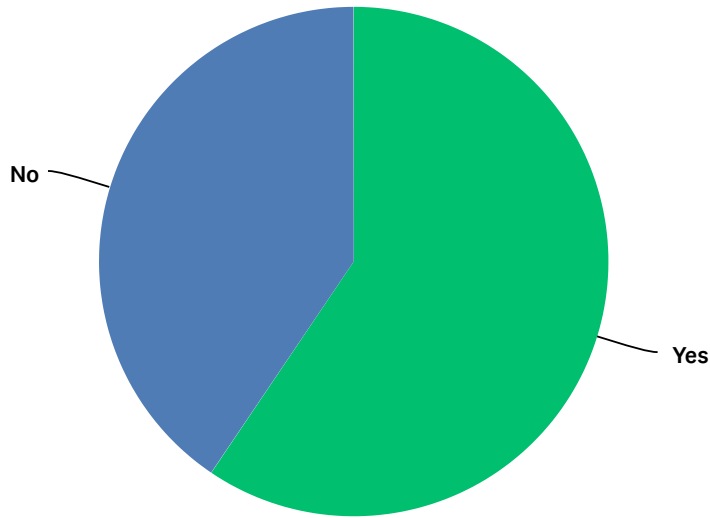
Answered: 36 Skipped: 11



ANSWER CHOICES	RESPONSES
0%	38.89% 14
1 - 10%	30.56% 11
11 - 20%	11.11% 4
21 - 30%	11.11% 4
31 - 40%	0.00% 0
>40%	8.33% 3
<b>TOTAL</b>	<b>36</b>

## Q94 Does the dosimetry department report to physics?

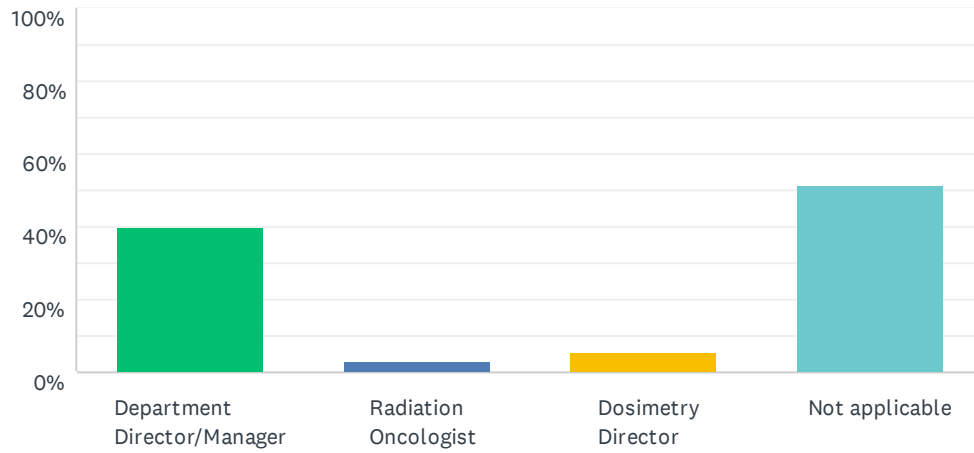
Answered: 37 Skipped: 10



ANSWER CHOICES	RESPONSES	
Yes	59.46%	22
No	40.54%	15
TOTAL		37

## Q95 If no, where does dosimetry report?

Answered: 35 Skipped: 12

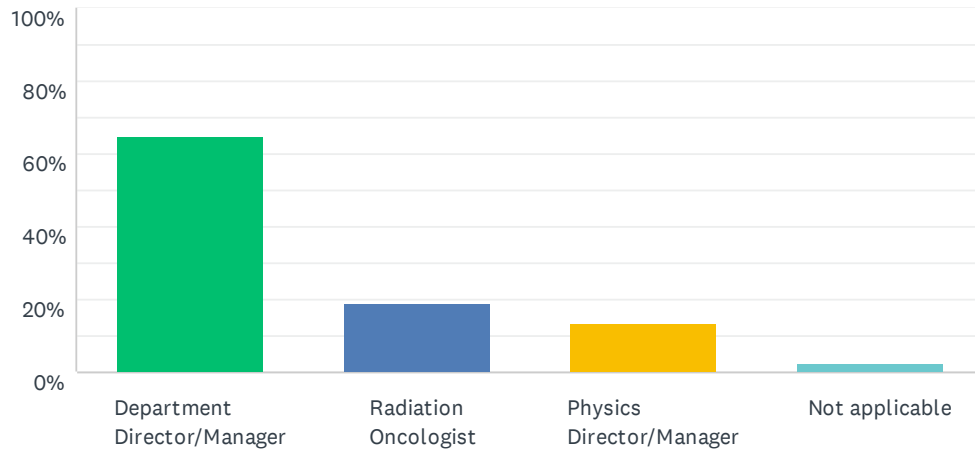


ANSWER CHOICES	RESPONSES	
Department Director/Manager	40.00%	14
Radiation Oncologist	2.86%	1
Dosimetry Director	5.71%	2
Not applicable	51.43%	18
<b>TOTAL</b>		<b>35</b>



## Q96 Who does the physics department report to?

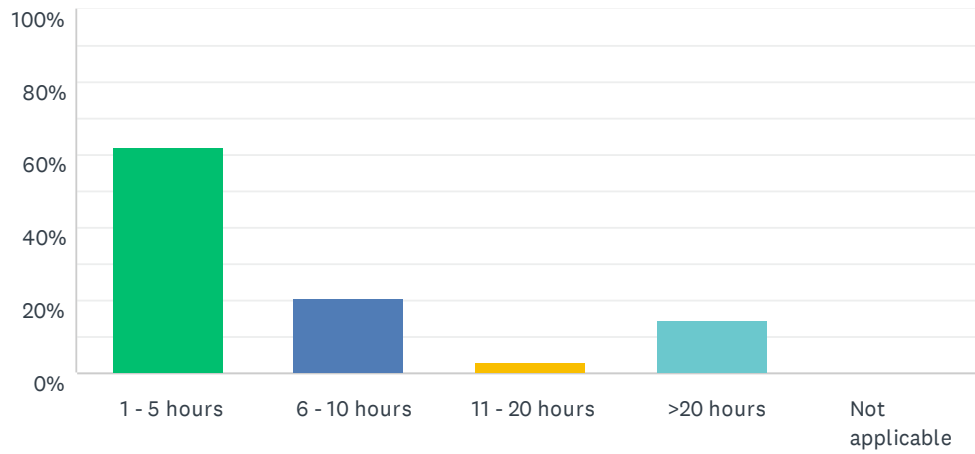
Answered: 37 Skipped: 10



ANSWER CHOICES	RESPONSES	
Department Director/Manager	64.86%	24
Radiation Oncologist	18.92%	7
Physics Director/Manager	13.51%	5
Not applicable	2.70%	1
<b>TOTAL</b>		<b>37</b>

### Q97 How long does it take to do weekly chart reviews? Total time in number of hours:

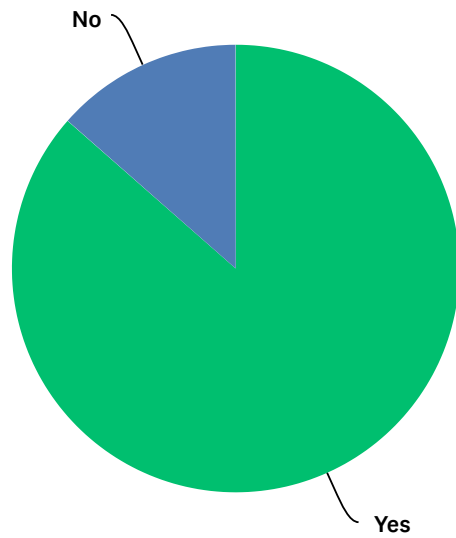
Answered: 34 Skipped: 13



ANSWER CHOICES	RESPONSES	
1 - 5 hours	61.76%	21
6 - 10 hours	20.59%	7
11 - 20 hours	2.94%	1
>20 hours	14.71%	5
Not applicable	0.00%	0
<b>TOTAL</b>		<b>34</b>

## Q98 Are chart checks done solely by the physicist?

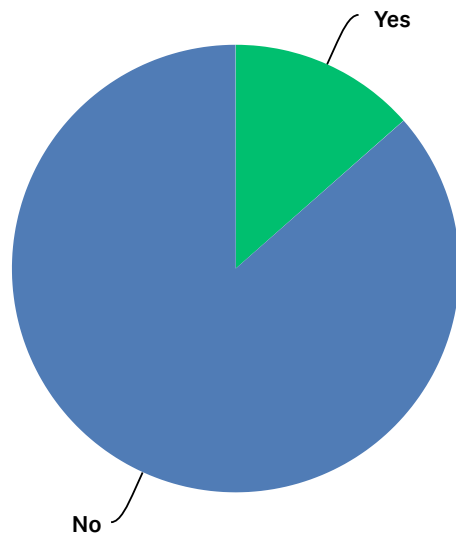
Answered: 37 Skipped: 10



ANSWER CHOICES	RESPONSES	
Yes	86.49%	32
No	13.51%	5
TOTAL		37

## Q99 Does dosimetry assist with the chart checks?

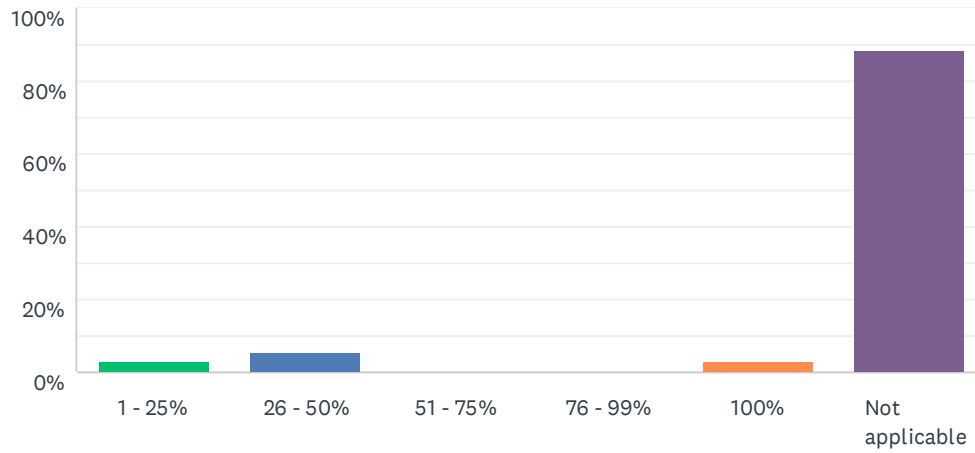
Answered: 37 Skipped: 10



ANSWER CHOICES	RESPONSES	
Yes	13.51%	5
No	86.49%	32
TOTAL		37

## Q100 If yes, what is the percent performed by dosimetry?

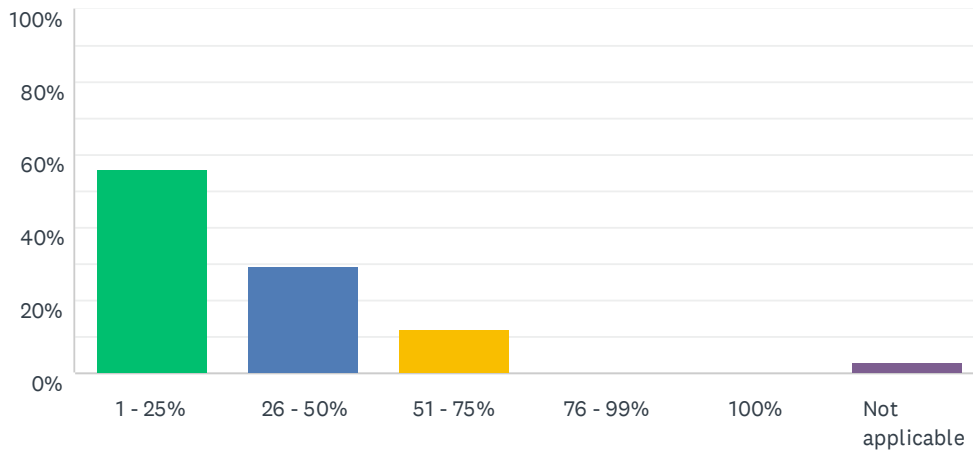
Answered: 35 Skipped: 12



ANSWER CHOICES	RESPONSES	
1 - 25%	2.86%	1
26 - 50%	5.71%	2
51 - 75%	0.00%	0
76 - 99%	0.00%	0
100%	2.86%	1
Not applicable	88.57%	31
<b>TOTAL</b>		<b>35</b>

## Q101 As a percentage of time for a physicist, how much time is spent on machine QA?

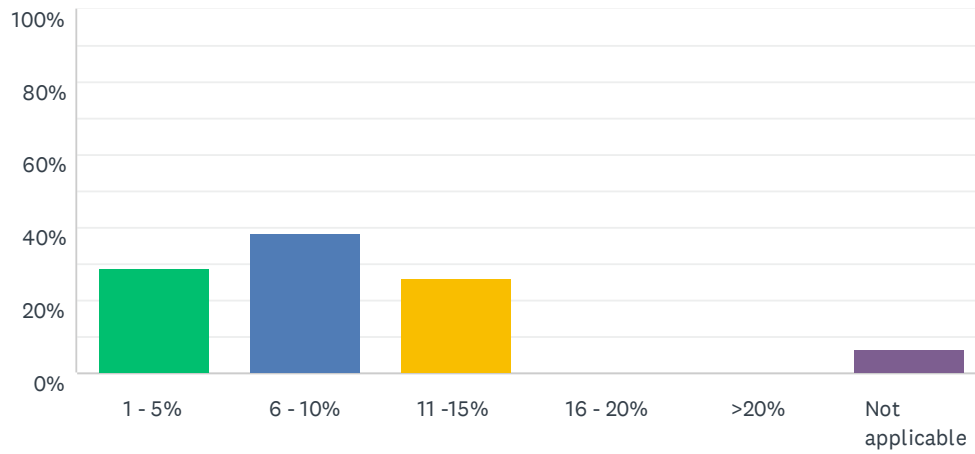
Answered: 34 Skipped: 13



ANSWER CHOICES	RESPONSES	
1 - 25%	55.88%	19
26 - 50%	29.41%	10
51 - 75%	11.76%	4
76 - 99%	0.00%	0
100%	0.00%	0
Not applicable	2.94%	1
<b>TOTAL</b>		<b>34</b>

## Q102 As a percentage of time for a physicist, how much time is spent on ancillary equipment QA?

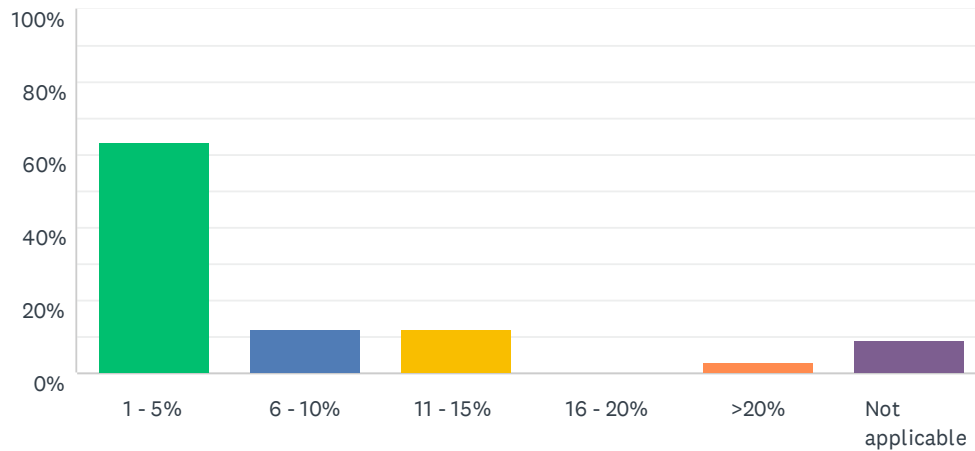
Answered: 31 Skipped: 16



ANSWER CHOICES	RESPONSES	
1 - 5%	29.03%	9
6 - 10%	38.71%	12
11 -15%	25.81%	8
16 - 20%	0.00%	0
>20%	0.00%	0
Not applicable	6.45%	2
<b>TOTAL</b>		<b>31</b>

### Q103 As a percentage of time for a physicist, how much time is spent on patient interaction?

Answered: 33 Skipped: 14

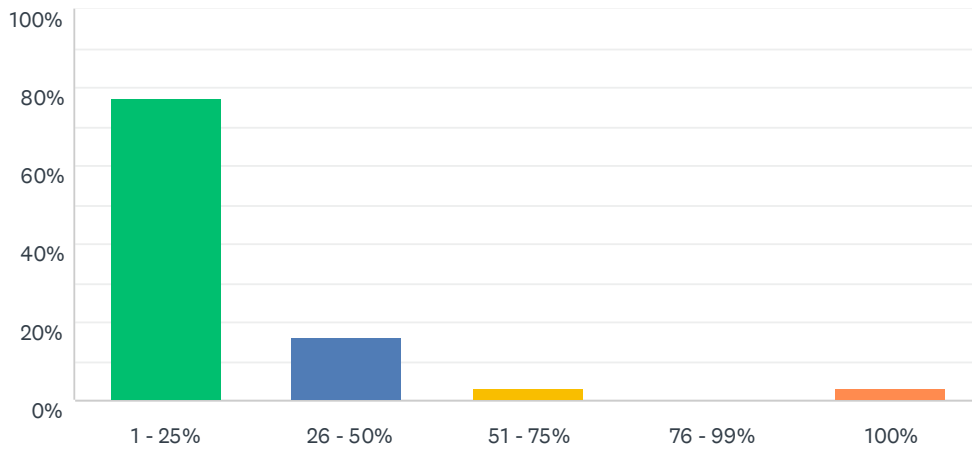


ANSWER CHOICES	RESPONSES	
1 - 5%	63.64%	21
6 - 10%	12.12%	4
11 - 15%	12.12%	4
16 - 20%	0.00%	0
>20%	3.03%	1
Not applicable	9.09%	3
<b>TOTAL</b>		<b>33</b>



### Q104 As a percentage of time for a physicist, how much time is spent on medical record review?

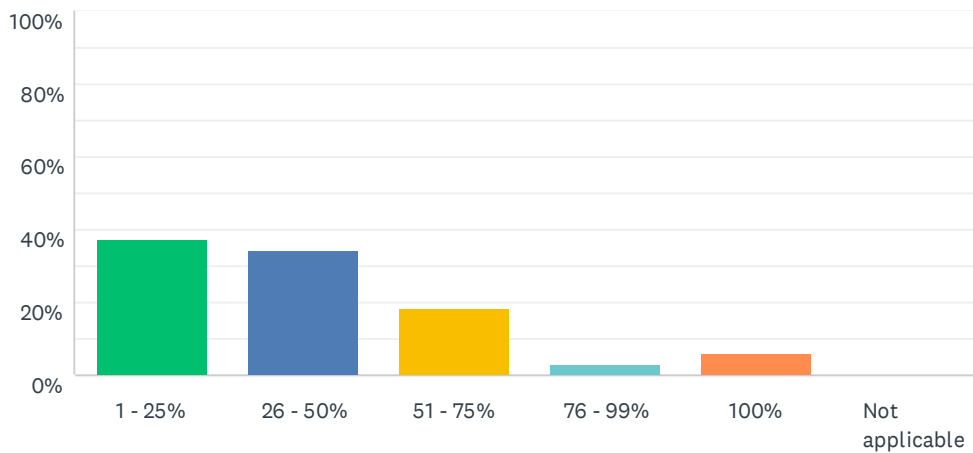
Answered: 31 Skipped: 16



ANSWER CHOICES	RESPONSES	
1 - 25%	77.42%	24
26 - 50%	16.13%	5
51 - 75%	3.23%	1
76 - 99%	0.00%	0
100%	3.23%	1
<b>TOTAL</b>		<b>31</b>

## Q105 As a percentage of time for a physicist, how much time is spent on treatment planning review?

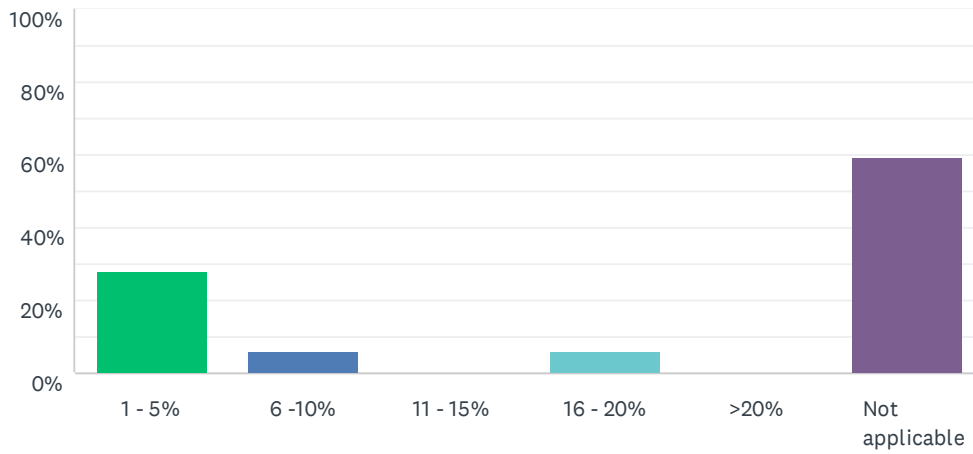
Answered: 32 Skipped: 15



ANSWER CHOICES	RESPONSES	
1 - 25%	37.50%	12
26 - 50%	34.38%	11
51 - 75%	18.75%	6
76 - 99%	3.13%	1
100%	6.25%	2
Not applicable	0.00%	0
<b>TOTAL</b>		<b>32</b>

### Q106 As a percentage of time for a physicist, how much time is spent on research?

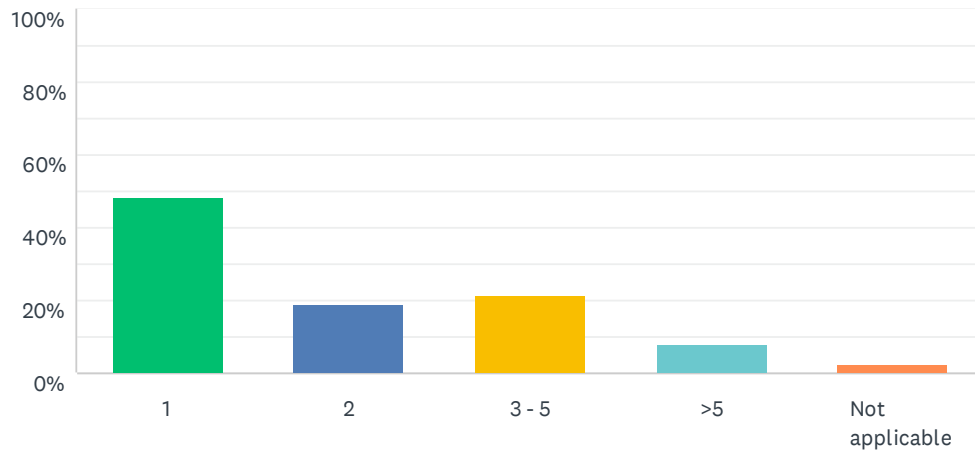
Answered: 32 Skipped: 15



ANSWER CHOICES	RESPONSES	
1 - 5%	28.13%	9
6 -10%	6.25%	2
11 - 15%	0.00%	0
16 - 20%	6.25%	2
>20%	0.00%	0
Not applicable	59.38%	19
<b>TOTAL</b>		<b>32</b>

### Q107 How many dosimetrists does your facility employ? (freestanding or hospital department)

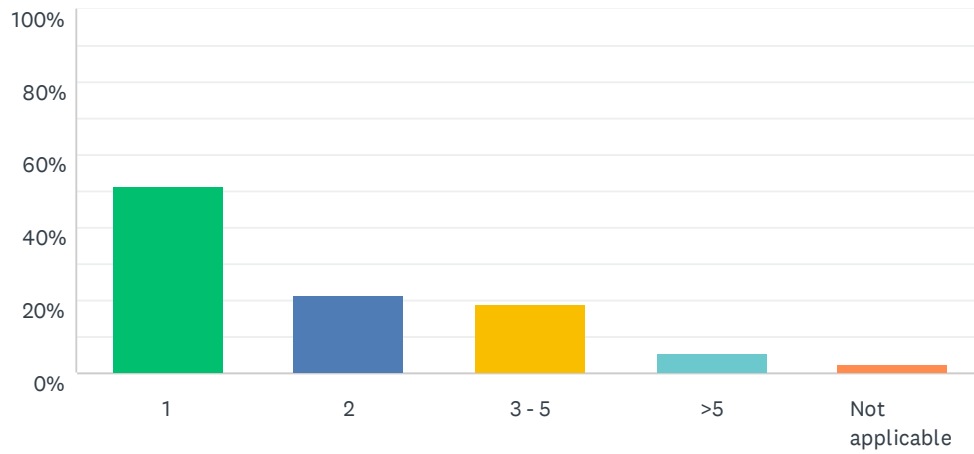
Answered: 37 Skipped: 10



ANSWER CHOICES	RESPONSES	
1	48.65%	18
2	18.92%	7
3 - 5	21.62%	8
>5	8.11%	3
Not applicable	2.70%	1
<b>TOTAL</b>		<b>37</b>

## Q108 Of the total number of employed dosimetrists, how many are board certified?

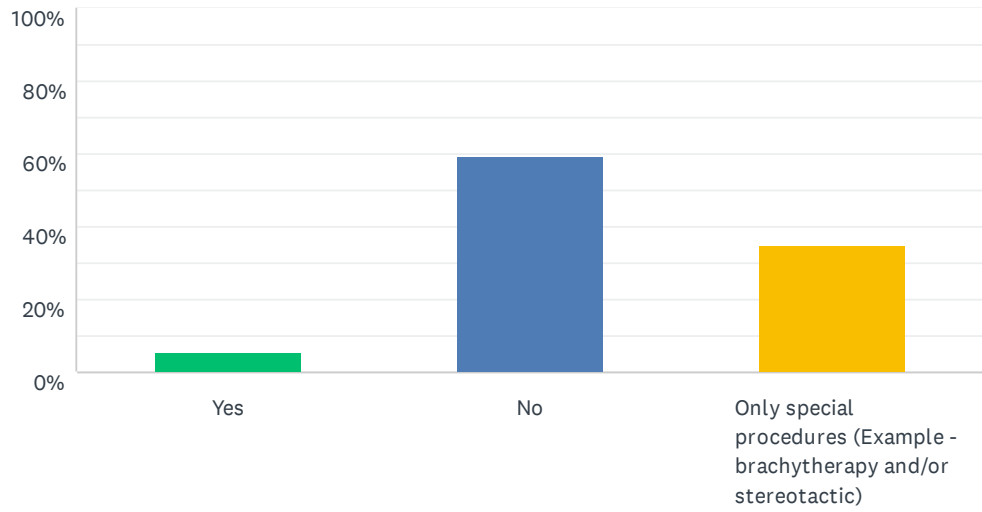
Answered: 37 Skipped: 10



ANSWER CHOICES	RESPONSES	
1	51.35%	19
2	21.62%	8
3 - 5	18.92%	7
>5	5.41%	2
Not applicable	2.70%	1
<b>TOTAL</b>		<b>37</b>

## Q109 Is dosimetry performed solely by physicists?

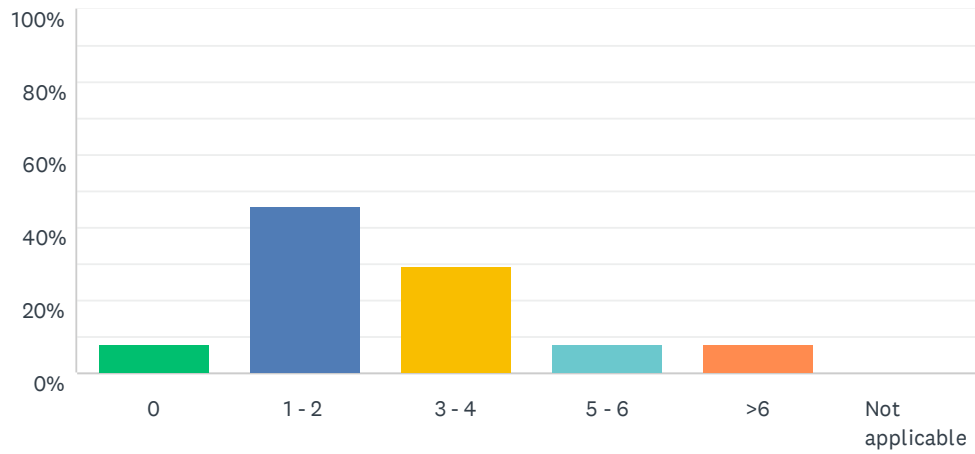
Answered: 37 Skipped: 10



ANSWER CHOICES	RESPONSES	
Yes	5.41%	2
No	59.46%	22
Only special procedures (Example - brachytherapy and/or stereotactic)	35.14%	13
<b>TOTAL</b>		<b>37</b>

## Q110 How many nurses does your freestanding facility or radiation oncology hospital department employ?

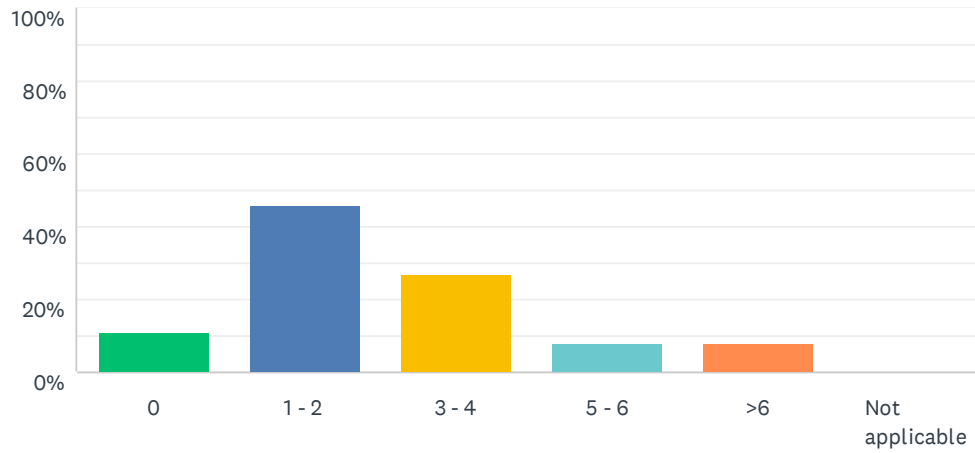
Answered: 37 Skipped: 10



ANSWER CHOICES	RESPONSES	
0	8.11%	3
1 - 2	45.95%	17
3 - 4	29.73%	11
5 - 6	8.11%	3
>6	8.11%	3
Not applicable	0.00%	0
<b>TOTAL</b>		<b>37</b>

## Q111 Of the total number of nurses, how many are RN?

Answered: 37 Skipped: 10

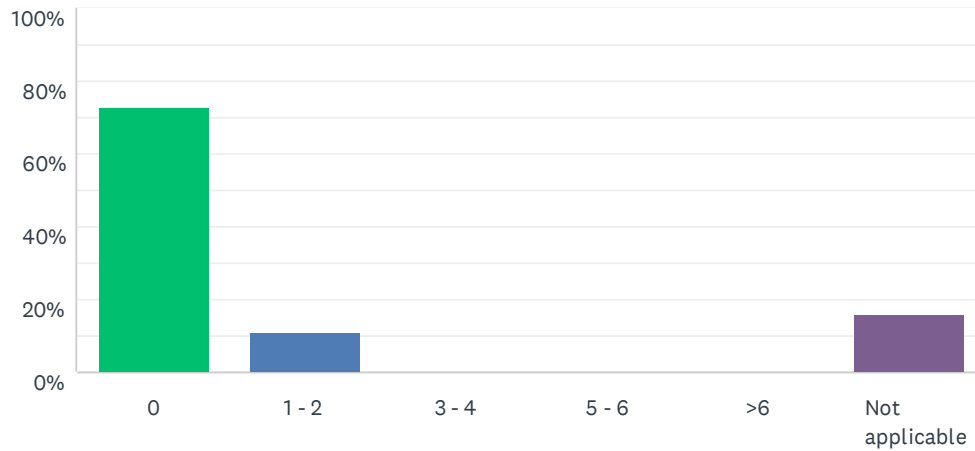


ANSWER CHOICES	RESPONSES	
0	10.81%	4
1 - 2	45.95%	17
3 - 4	27.03%	10
5 - 6	8.11%	3
>6	8.11%	3
Not applicable	0.00%	0
<b>TOTAL</b>		<b>37</b>



## Q112 Of the total number of nurses, how many are LPN?

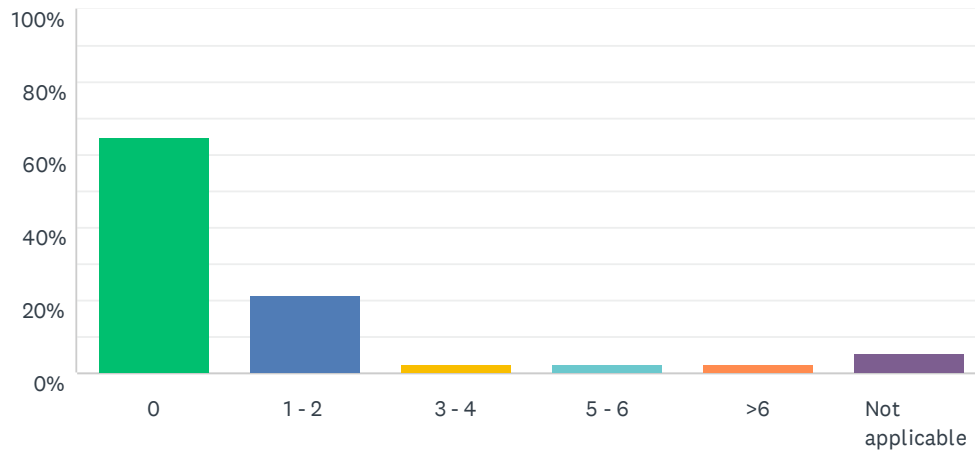
Answered: 37 Skipped: 10



ANSWER CHOICES	RESPONSES	
0	72.97%	27
1 - 2	10.81%	4
3 - 4	0.00%	0
5 - 6	0.00%	0
>6	0.00%	0
Not applicable	16.22%	6
<b>TOTAL</b>		<b>37</b>

### Q113 Of the total number of nurses, how many are master's degree nurses?

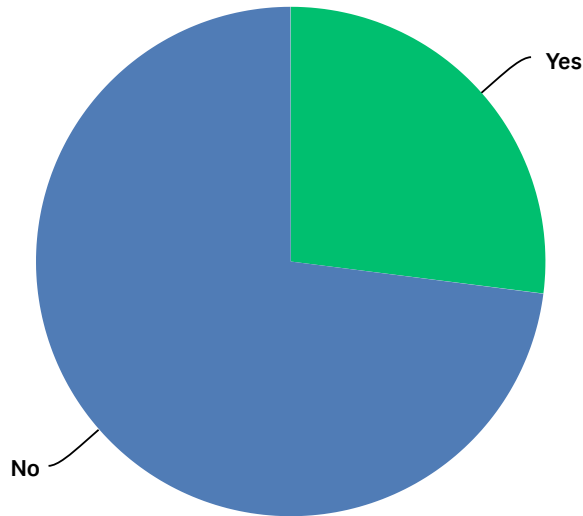
Answered: 37 Skipped: 10



ANSWER CHOICES	RESPONSES	
0	64.86%	24
1 - 2	21.62%	8
3 - 4	2.70%	1
5 - 6	2.70%	1
>6	2.70%	1
Not applicable	5.41%	2
<b>TOTAL</b>		<b>37</b>

### Q114 Does your department utilize a nurse practitioner (NP) or physician's assistant (PA)?

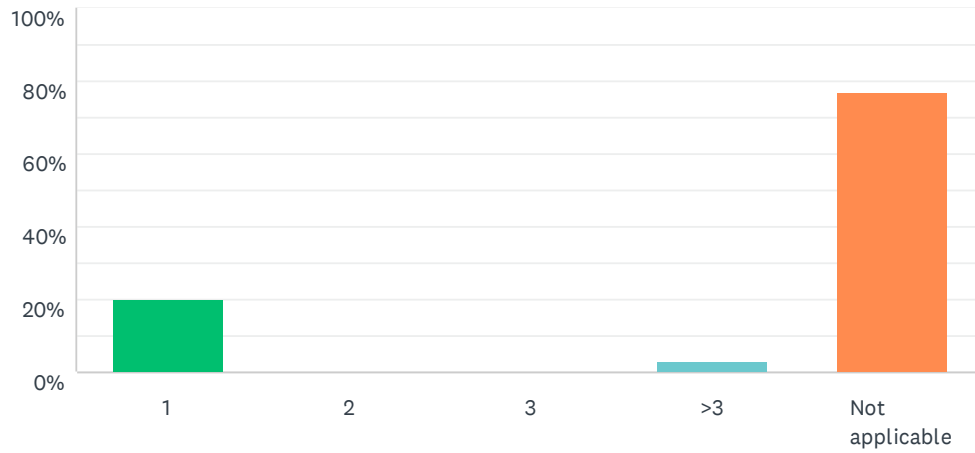
Answered: 37 Skipped: 10



ANSWER CHOICES	RESPONSES	
Yes	27.03%	10
No	72.97%	27
TOTAL		37

### Q115 If yes, then how many NPs or PAs are full-time?

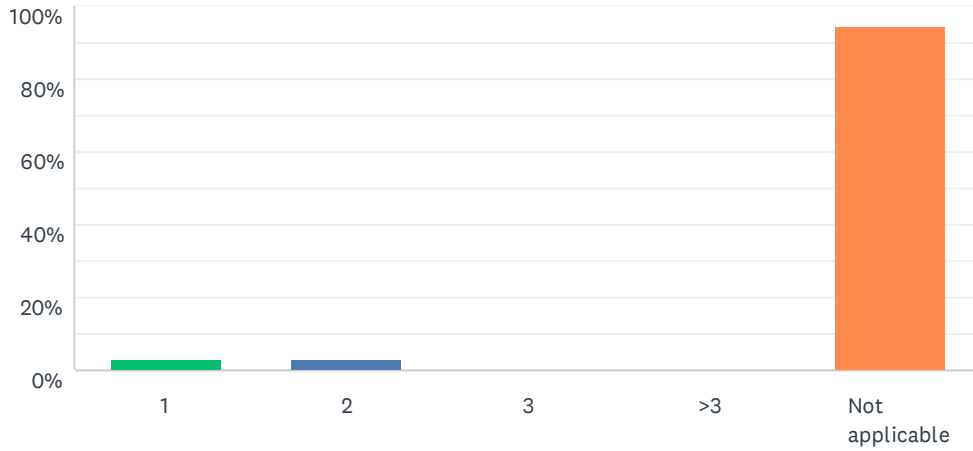
Answered: 35 Skipped: 12



ANSWER CHOICES	RESPONSES	
1	20.00%	7
2	0.00%	0
3	0.00%	0
>3	2.86%	1
Not applicable	77.14%	27
<b>TOTAL</b>		<b>35</b>

## Q116 If yes, then how many NPs or PAs are part-time?

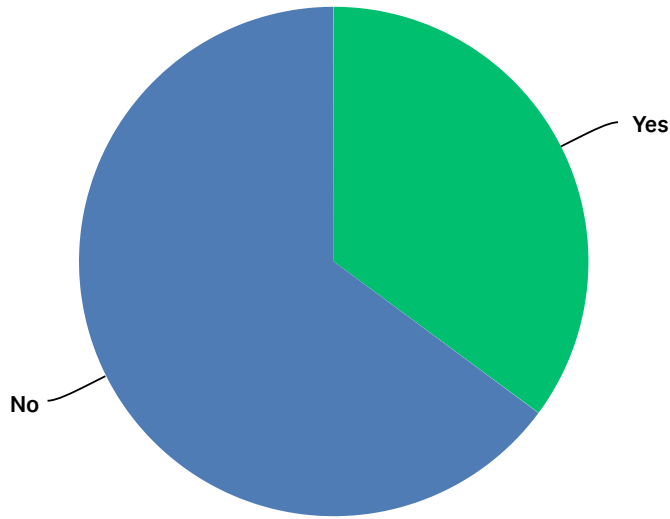
Answered: 36 Skipped: 11



ANSWER CHOICES	RESPONSES	
1	2.78%	1
2	2.78%	1
3	0.00%	0
>3	0.00%	0
Not applicable	94.44%	34
<b>TOTAL</b>		<b>36</b>

# Q117 Do you employ medical assistants in your freestanding or hospital department?

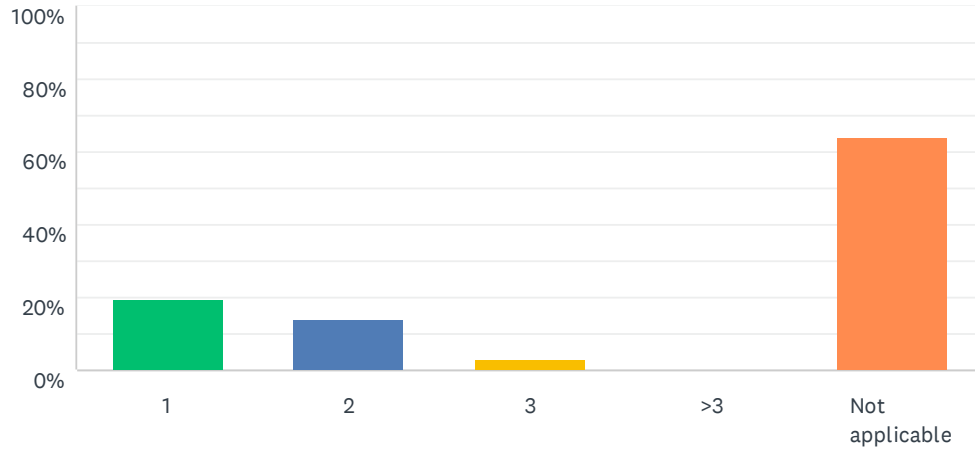
Answered: 37 Skipped: 10



ANSWER CHOICES	RESPONSES	
Yes	35.14%	13
No	64.86%	24
TOTAL		37

## Q118 If yes, how many medical assistants?

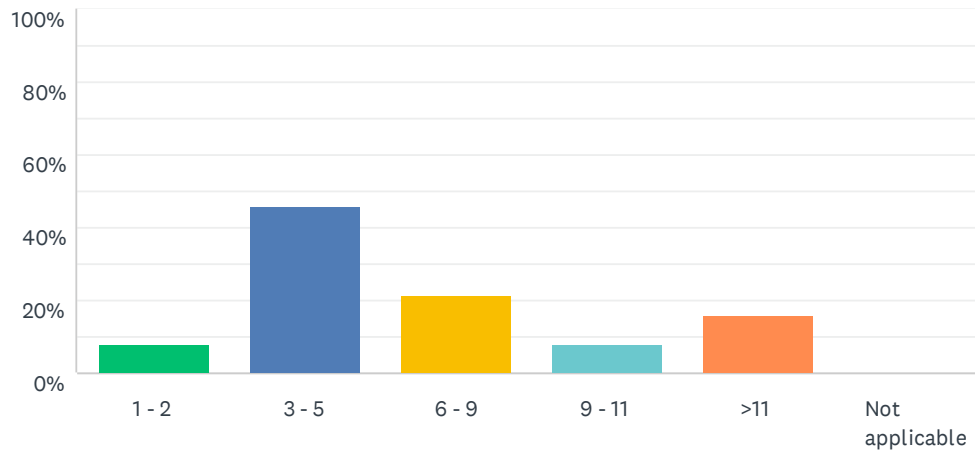
Answered: 36 Skipped: 11



ANSWER CHOICES	RESPONSES	
1	19.44%	7
2	13.89%	5
3	2.78%	1
>3	0.00%	0
Not applicable	63.89%	23
<b>TOTAL</b>		<b>36</b>

## Q119 How many radiation therapists are employed by full time equivalent (FTE) ?

Answered: 37 Skipped: 10

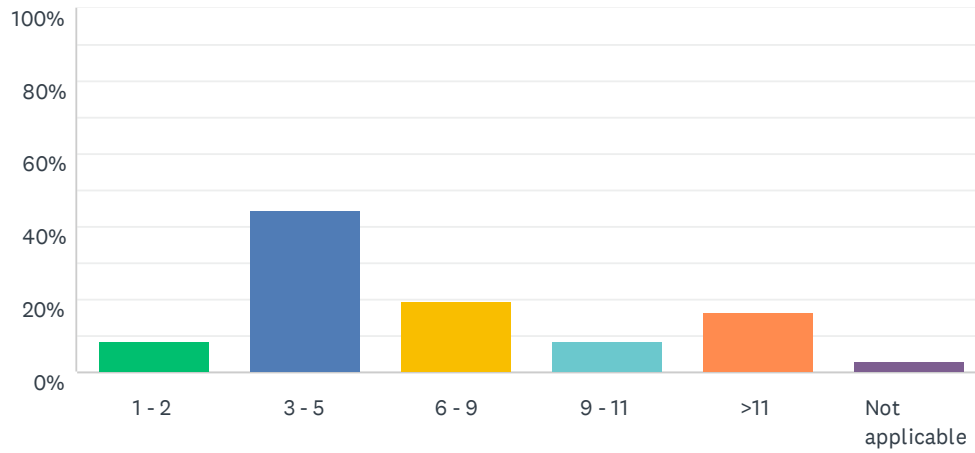


ANSWER CHOICES	RESPONSES	
1 - 2	8.11%	3
3 - 5	45.95%	17
6 - 9	21.62%	8
9 - 11	8.11%	3
>11	16.22%	6
Not applicable	0.00%	0
<b>TOTAL</b>		<b>37</b>



## Q120 Of this total, how many therapists are certificate trained RT (T)?

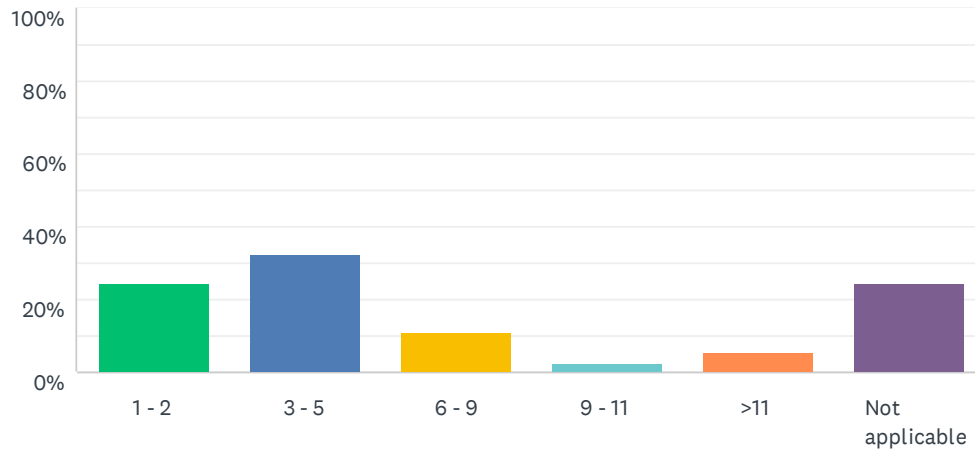
Answered: 36 Skipped: 11



ANSWER CHOICES	RESPONSES	
1 - 2	8.33%	3
3 - 5	44.44%	16
6 - 9	19.44%	7
9 - 11	8.33%	3
>11	16.67%	6
Not applicable	2.78%	1
<b>TOTAL</b>		<b>36</b>

## Q121 Of this total, how many therapists are BSRT (T)?

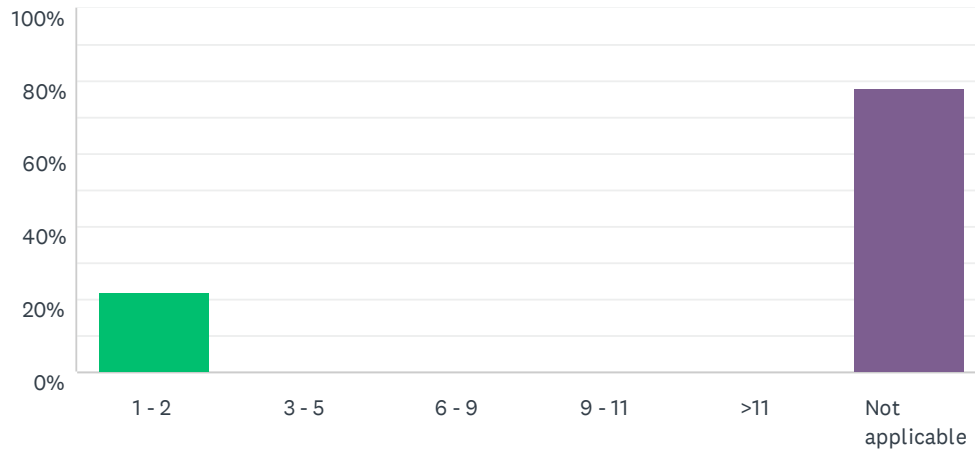
Answered: 37 Skipped: 10



ANSWER CHOICES	RESPONSES
1 - 2	24.32% 9
3 - 5	32.43% 12
6 - 9	10.81% 4
9 - 11	2.70% 1
>11	5.41% 2
Not applicable	24.32% 9
<b>TOTAL</b>	<b>37</b>

## Q122 Of this total, how many therapists are MBA (T)?

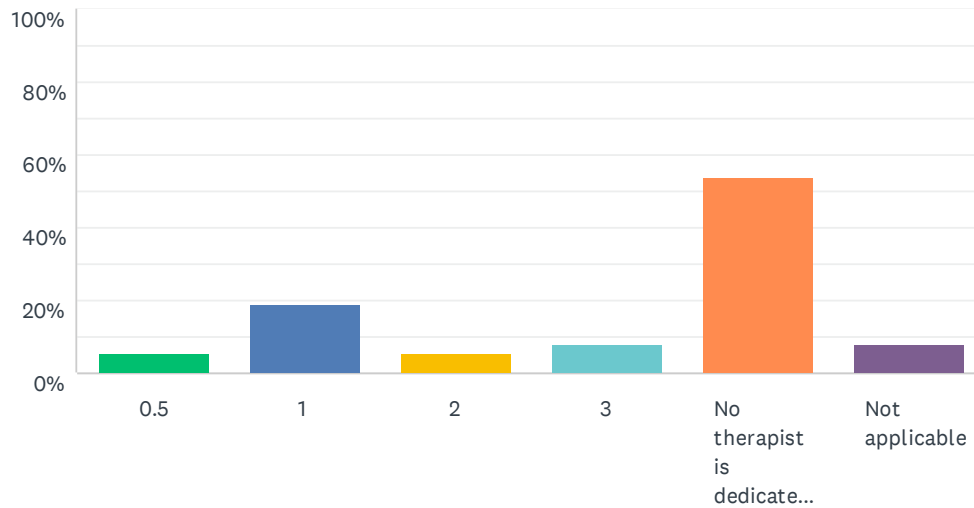
Answered: 36 Skipped: 11



ANSWER CHOICES	RESPONSES	
1 - 2	22.22%	8
3 - 5	0.00%	0
6 - 9	0.00%	0
9 - 11	0.00%	0
>11	0.00%	0
Not applicable	77.78%	28
<b>TOTAL</b>		<b>36</b>

## Q123 How many simulation therapists are employed and dedicated to simulation by full time equivalent (FTE)?

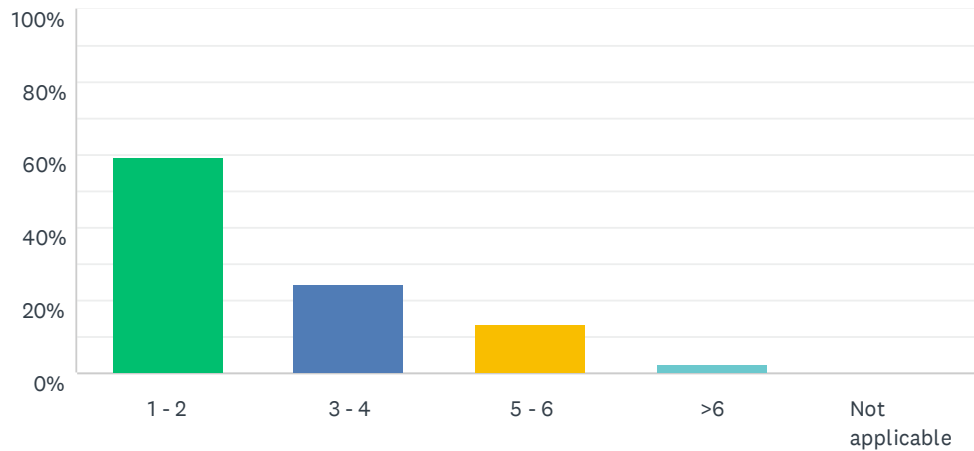
Answered: 37 Skipped: 10



ANSWER CHOICES	RESPONSES	
0.5	5.41%	2
1	18.92%	7
2	5.41%	2
3	8.11%	3
No therapist is dedicated to simulation, all rotate through	54.05%	20
Not applicable	8.11%	3
<b>TOTAL</b>		<b>37</b>

### Q124 How many front desk personnel do you employ in your freestanding or hospital-based facility? (Not including financial counselor)

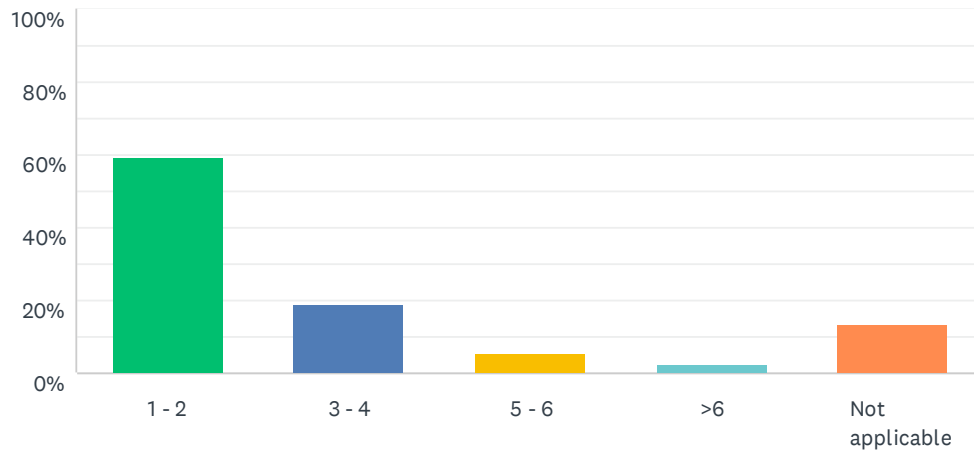
Answered: 37 Skipped: 10



ANSWER CHOICES	RESPONSES	
1 - 2	59.46%	22
3 - 4	24.32%	9
5 - 6	13.51%	5
>6	2.70%	1
Not applicable	0.00%	0
<b>TOTAL</b>		<b>37</b>

## Q125 How many of your front desk staff personnel have only a high school diploma or equivalency?

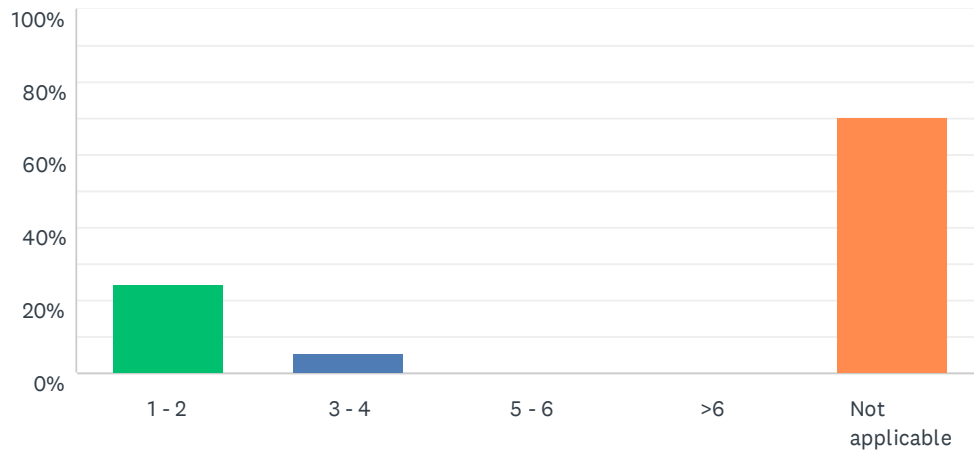
Answered: 37 Skipped: 10



ANSWER CHOICES	RESPONSES	
1 - 2	59.46%	22
3 - 4	18.92%	7
5 - 6	5.41%	2
>6	2.70%	1
Not applicable	13.51%	5
<b>TOTAL</b>		<b>37</b>

## Q126 How many of your front desk staff personnel have a bachelor's degree?

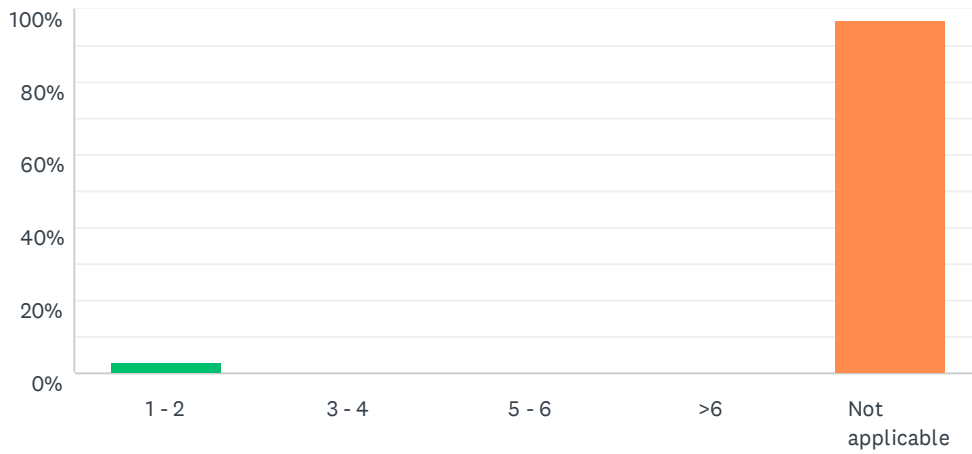
Answered: 37 Skipped: 10



ANSWER CHOICES	RESPONSES	
1 - 2	24.32%	9
3 - 4	5.41%	2
5 - 6	0.00%	0
>6	0.00%	0
Not applicable	70.27%	26
<b>TOTAL</b>		<b>37</b>

## Q127 How many of your front desk staff personnel have a master's degree?

Answered: 36 Skipped: 11

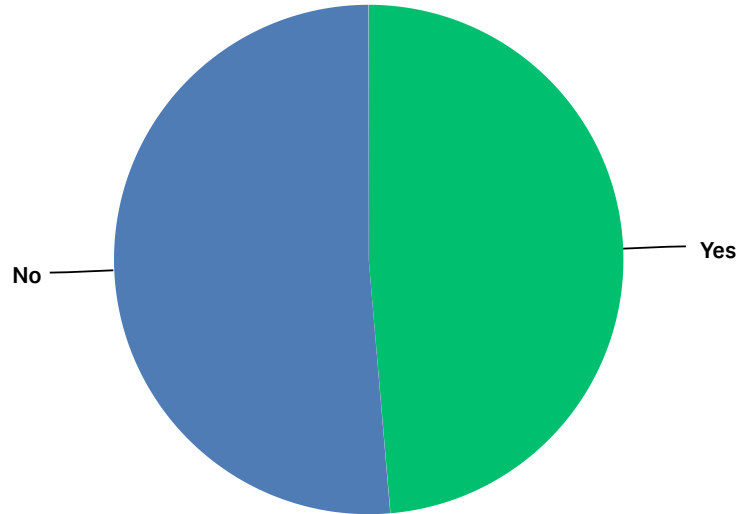


ANSWER CHOICES	RESPONSES	
1 - 2	2.78%	1
3 - 4	0.00%	0
5 - 6	0.00%	0
>6	0.00%	0
Not applicable	97.22%	35
<b>TOTAL</b>		<b>36</b>



## Q128 Do you employ a financial counselor within your freestanding or hospital department?

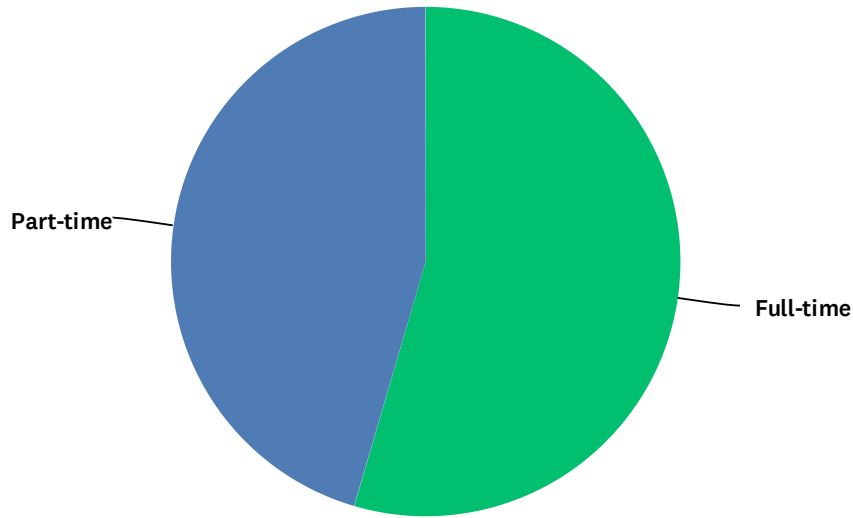
Answered: 37 Skipped: 10



ANSWER CHOICES	RESPONSES	
Yes	48.65%	18
No	51.35%	19
TOTAL		37

### Q129 If yes, is the financial counselor full-time or part-time?

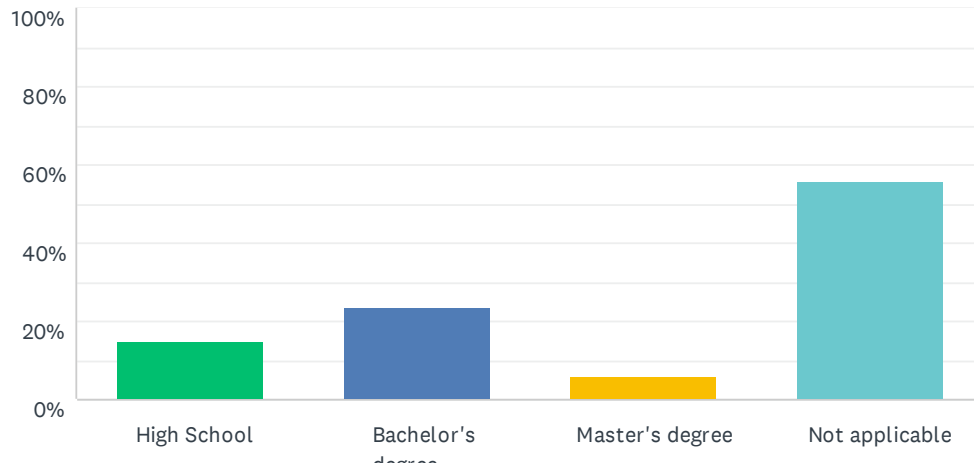
Answered: 22 Skipped: 25



ANSWER CHOICES	RESPONSES	
Full-time	54.55%	12
Part-time	45.45%	10
TOTAL		22

### Q130 What is the education level of your financial counselor?

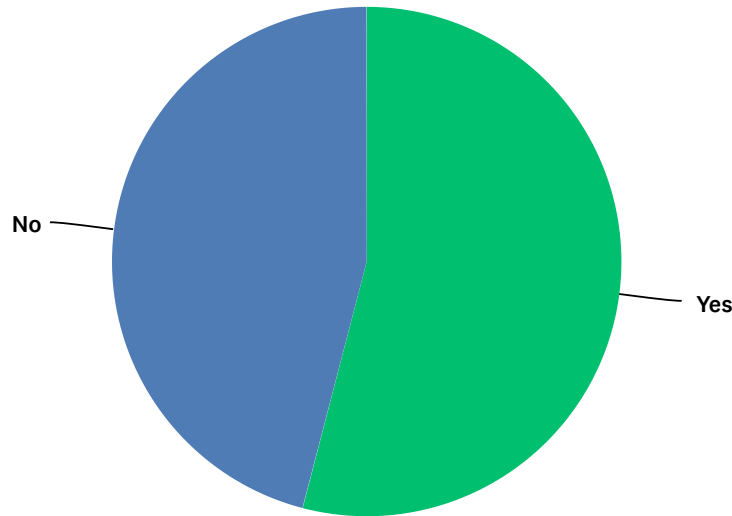
Answered: 34 Skipped: 13



ANSWER CHOICES	RESPONSES
High School	14.71% 5
Bachelor's degree	23.53% 8
Master's degree	5.88% 2
Not applicable	55.88% 19
TOTAL	34

### Q131 Do you employ a charge capture/billing specialist?

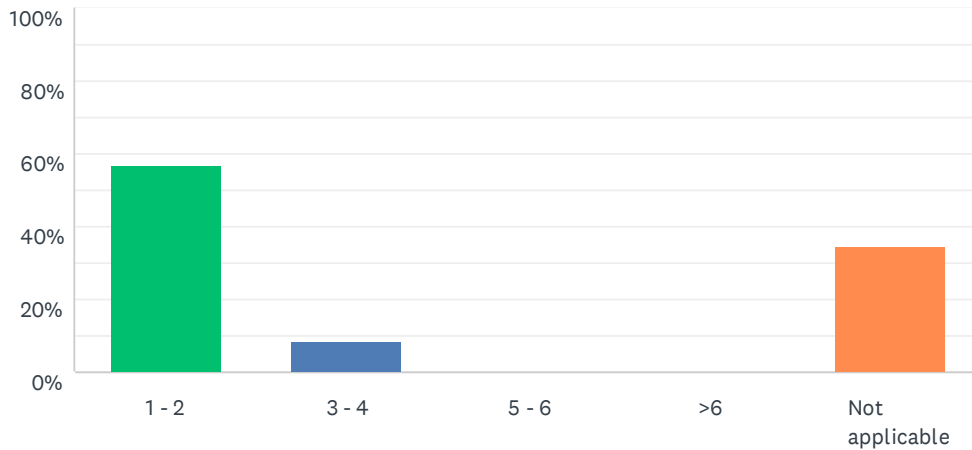
Answered: 37 Skipped: 10



ANSWER CHOICES	RESPONSES	
Yes	54.05%	20
No	45.95%	17
TOTAL		37

### Q132 How many charge capture/billing specialist personnel do you employ in your freestanding or hospital-based facility? (Not including financial counselor)

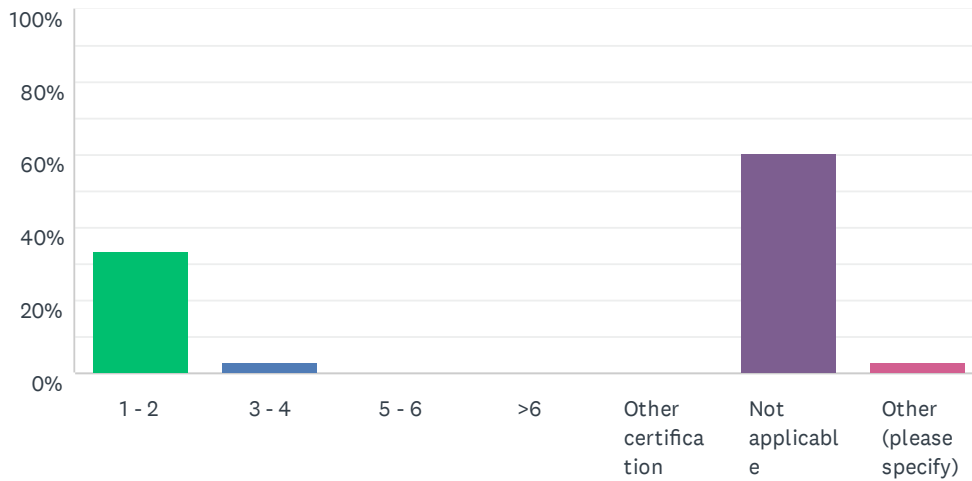
Answered: 35 Skipped: 12



ANSWER CHOICES	RESPONSES	
1 - 2	57.14%	20
3 - 4	8.57%	3
5 - 6	0.00%	0
>6	0.00%	0
Not applicable	34.29%	12
<b>TOTAL</b>		<b>35</b>

### Q133 How many of your charge capture/billing specialist staff are certified through AAPC or AHIMA?

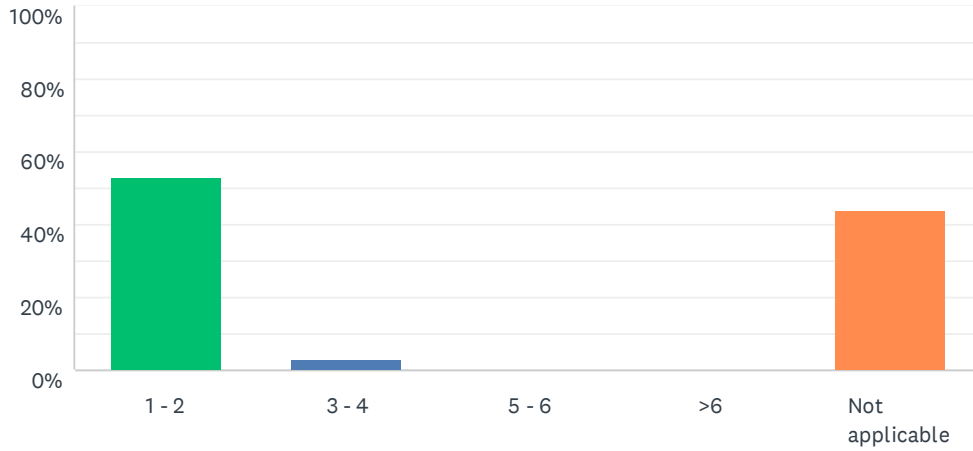
Answered: 33 Skipped: 14



ANSWER CHOICES	RESPONSES	
1 - 2	33.33%	11
3 - 4	3.03%	1
5 - 6	0.00%	0
>6	0.00%	0
Other certification	0.00%	0
Not applicable	60.61%	20
Other (please specify)	3.03%	1
<b>TOTAL</b>		<b>33</b>

### Q134 How many of your charge capture/billing specialist staff have a high school diploma as their highest education level?

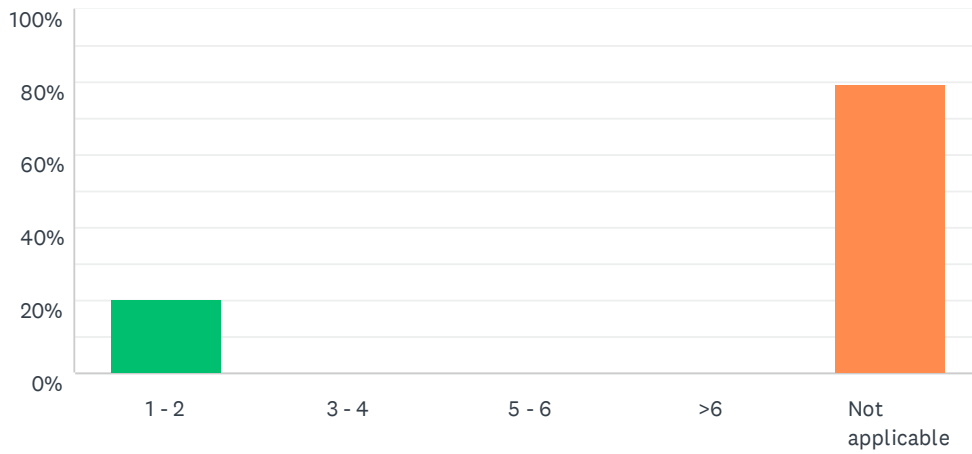
Answered: 34 Skipped: 13



ANSWER CHOICES	RESPONSES	
1 - 2	52.94%	18
3 - 4	2.94%	1
5 - 6	0.00%	0
>6	0.00%	0
Not applicable	44.12%	15
<b>TOTAL</b>		<b>34</b>

## Q135 How many of your charge capture/billing specialist staff have a bachelor's degree?

Answered: 34 Skipped: 13




ANSWER CHOICES	RESPONSES	
1 - 2	20.59%	7
3 - 4	0.00%	0
5 - 6	0.00%	0
>6	0.00%	0
Not applicable	79.41%	27
<b>TOTAL</b>		<b>34</b>



### Q136 How many of your charge capture/billing specialist staff have a master's degree?

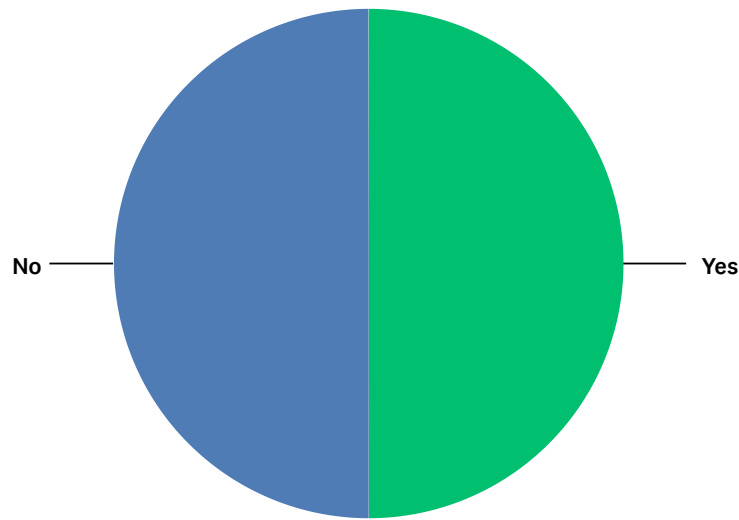
Answered: 34 Skipped: 13



ANSWER CHOICES	RESPONSES	
1 - 2	5.88%	2
3 - 4	0.00%	0
5 - 6	0.00%	0
>6	0.00%	0
Not applicable	94.12%	32
<b>TOTAL</b>		<b>34</b>

### Q137 Do you employ tumor registry personnel?

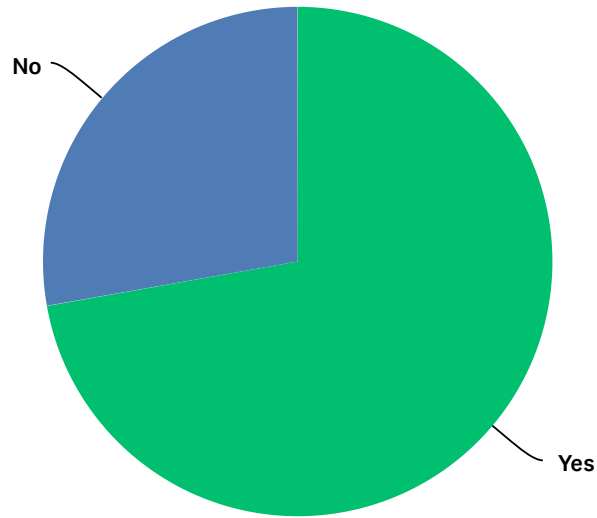
Answered: 36 Skipped: 11



ANSWER CHOICES	RESPONSES	
Yes	50.00%	18
No	50.00%	18
TOTAL		36

## Q138 Do you have a compliance department?

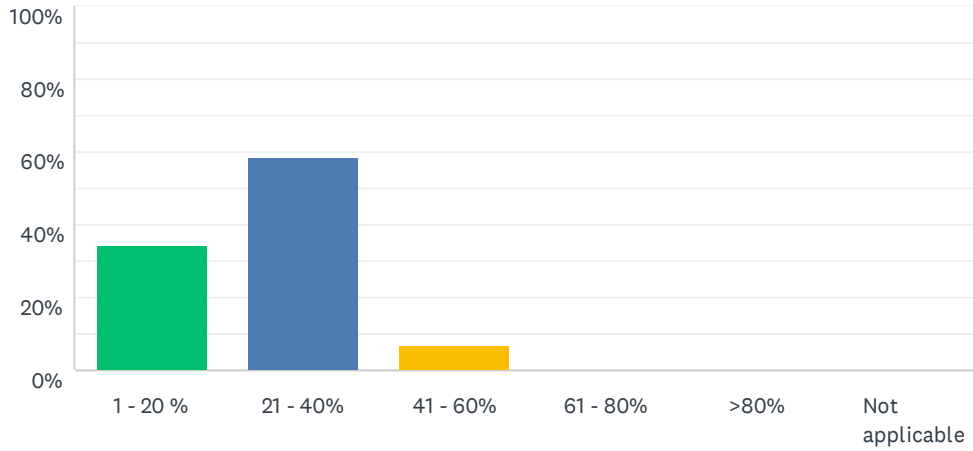
Answered: 36 Skipped: 11



ANSWER CHOICES	RESPONSES	
Yes	72.22%	26
No	27.78%	10
TOTAL		36

### Q139 What percent of your total patient volume is breast?

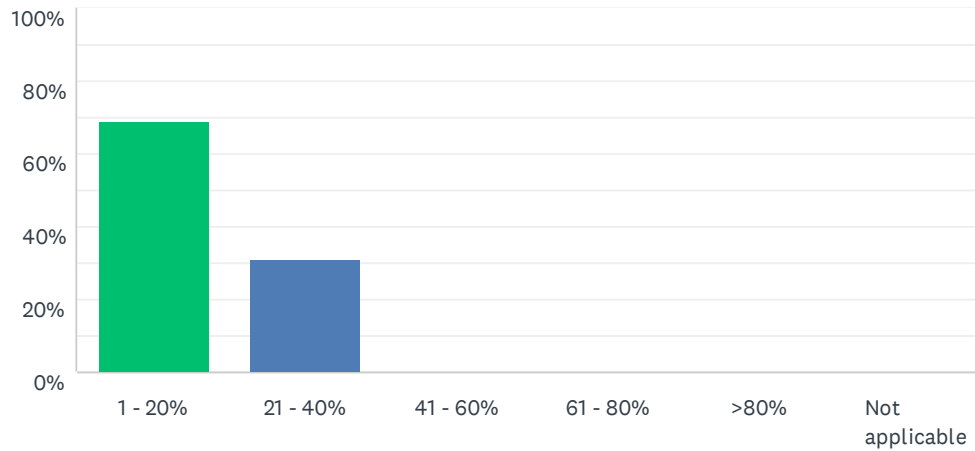
Answered: 29 Skipped: 18



ANSWER CHOICES	RESPONSES	
1 - 20 %	34.48%	10
21 - 40%	58.62%	17
41 - 60%	6.90%	2
61 - 80%	0.00%	0
>80%	0.00%	0
Not applicable	0.00%	0
<b>TOTAL</b>		<b>29</b>

## Q140 What percent of your total patient volume is prostate?

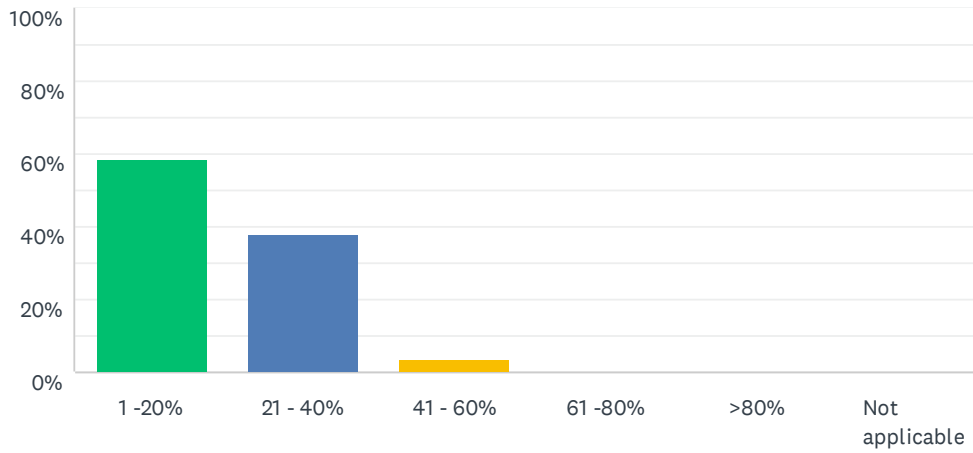
Answered: 29 Skipped: 18



ANSWER CHOICES	RESPONSES	
1 - 20%	68.97%	20
21 - 40%	31.03%	9
41 - 60%	0.00%	0
61 - 80%	0.00%	0
>80%	0.00%	0
Not applicable	0.00%	0
<b>TOTAL</b>		<b>29</b>

## Q141 What percent of you total patient volume is lung?

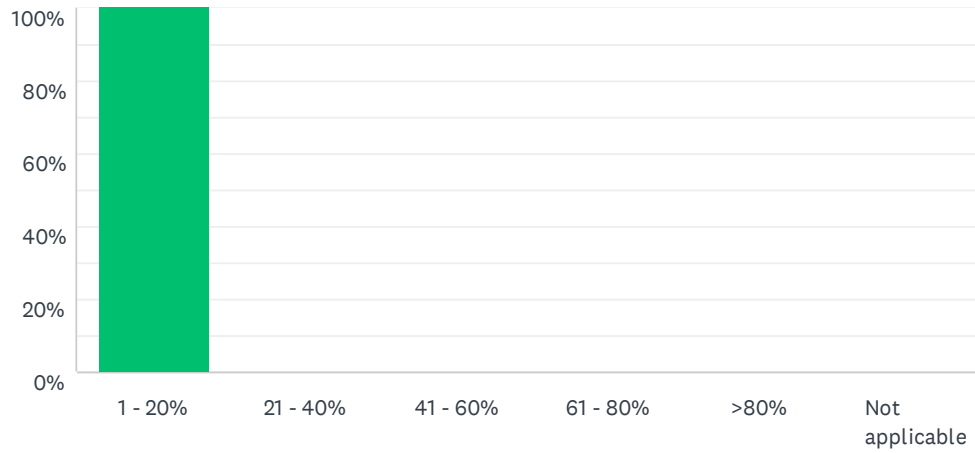
Answered: 29 Skipped: 18



ANSWER CHOICES	RESPONSES	
1 -20%	58.62%	17
21 - 40%	37.93%	11
41 - 60%	3.45%	1
61 -80%	0.00%	0
>80%	0.00%	0
Not applicable	0.00%	0
<b>TOTAL</b>		<b>29</b>

## Q142 What percent of you total patient volume is rectum?

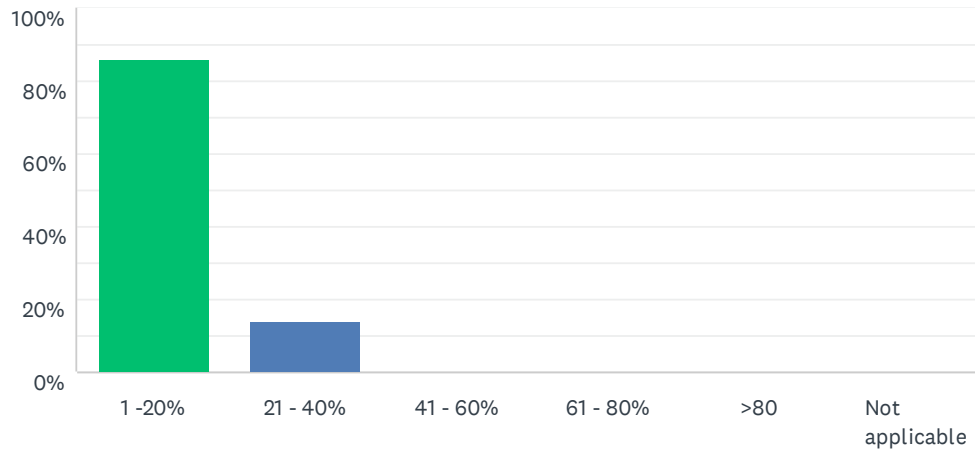
Answered: 29 Skipped: 18



ANSWER CHOICES	RESPONSES	
1 - 20%	100.00%	29
21 - 40%	0.00%	0
41 - 60%	0.00%	0
61 - 80%	0.00%	0
>80%	0.00%	0
Not applicable	0.00%	0
<b>TOTAL</b>		<b>29</b>

## Q143 What percent of your total patient volume is head and neck?

Answered: 29 Skipped: 18

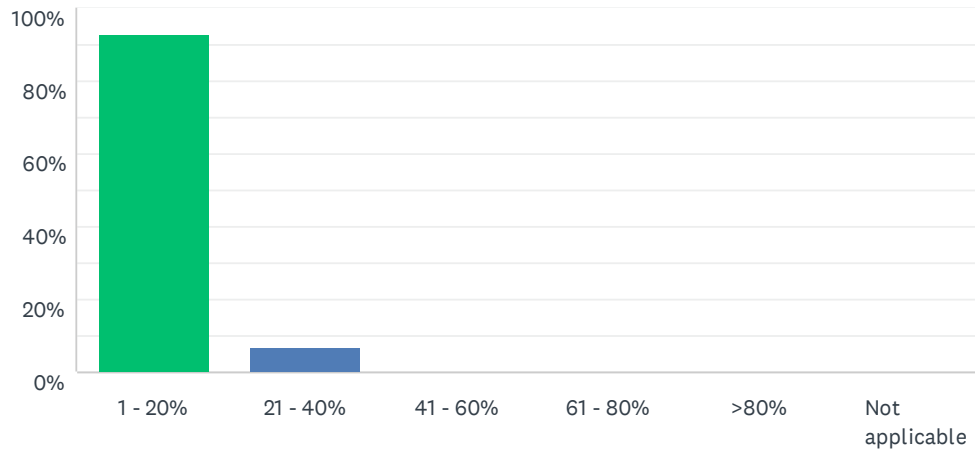


ANSWER CHOICES	RESPONSES	
1 -20%	86.21%	25
21 - 40%	13.79%	4
41 - 60%	0.00%	0
61 - 80%	0.00%	0
>80	0.00%	0
Not applicable	0.00%	0
<b>TOTAL</b>		<b>29</b>



## Q144 What percent of you total patient is volume gynecological?

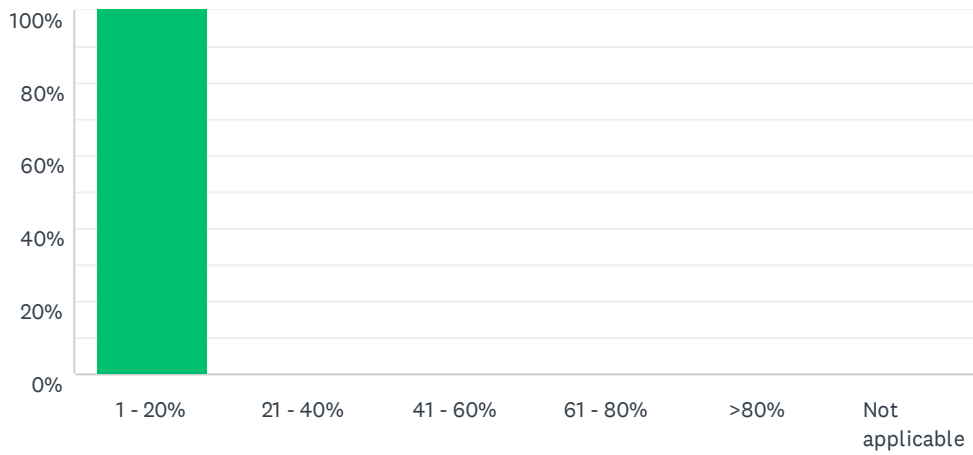
Answered: 29 Skipped: 18



ANSWER CHOICES	RESPONSES	
1 - 20%	93.10%	27
21 - 40%	6.90%	2
41 - 60%	0.00%	0
61 - 80%	0.00%	0
>80%	0.00%	0
Not applicable	0.00%	0
<b>TOTAL</b>		<b>29</b>

### Q145 What percent of you total patient volume is primary brain?

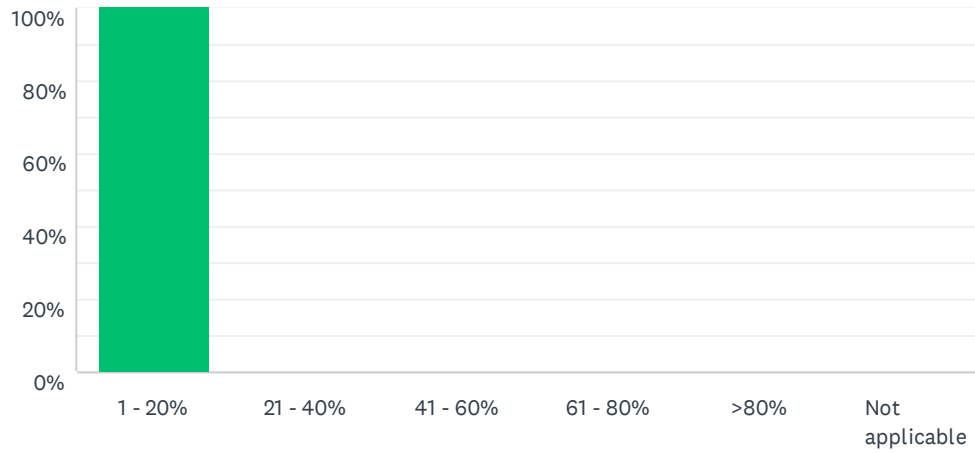
Answered: 29 Skipped: 18



ANSWER CHOICES	RESPONSES	
1 - 20%	100.00%	29
21 - 40%	0.00%	0
41 - 60%	0.00%	0
61 - 80%	0.00%	0
>80%	0.00%	0
Not applicable	0.00%	0
<b>TOTAL</b>		<b>29</b>

## Q146 What percent of your total patient volume is metastatic brain?

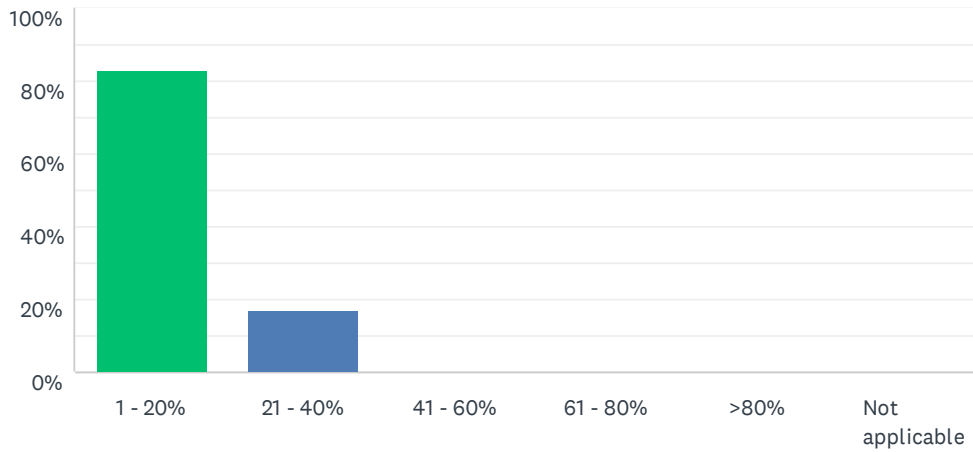
Answered: 29 Skipped: 18



ANSWER CHOICES	RESPONSES	
1 - 20%	100.00%	29
21 - 40%	0.00%	0
41 - 60%	0.00%	0
61 - 80%	0.00%	0
>80%	0.00%	0
Not applicable	0.00%	0
<b>TOTAL</b>		<b>29</b>

## Q147 What percent of your total patient volume is metastatic bone?

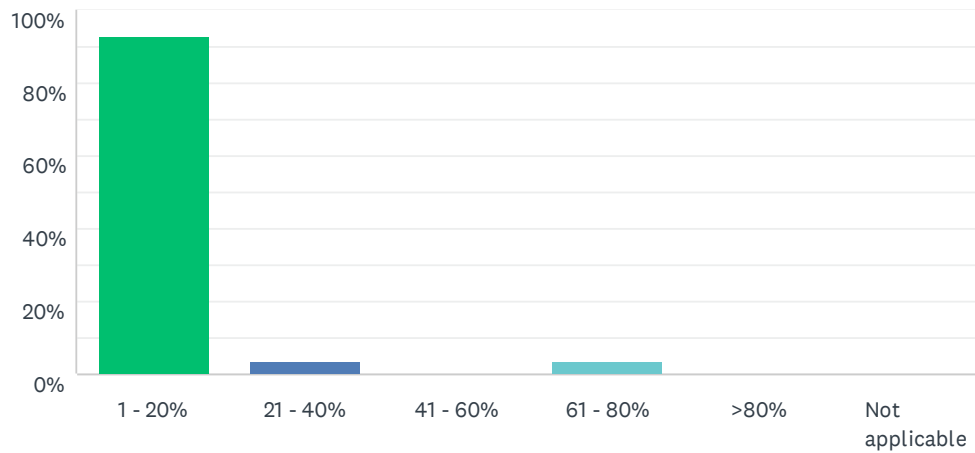
Answered: 29 Skipped: 18



ANSWER CHOICES	RESPONSES	
1 - 20%	82.76%	24
21 - 40%	17.24%	5
41 - 60%	0.00%	0
61 - 80%	0.00%	0
>80%	0.00%	0
Not applicable	0.00%	0
<b>TOTAL</b>		<b>29</b>

### Q148 What percent of your total patient volume is primary skin?

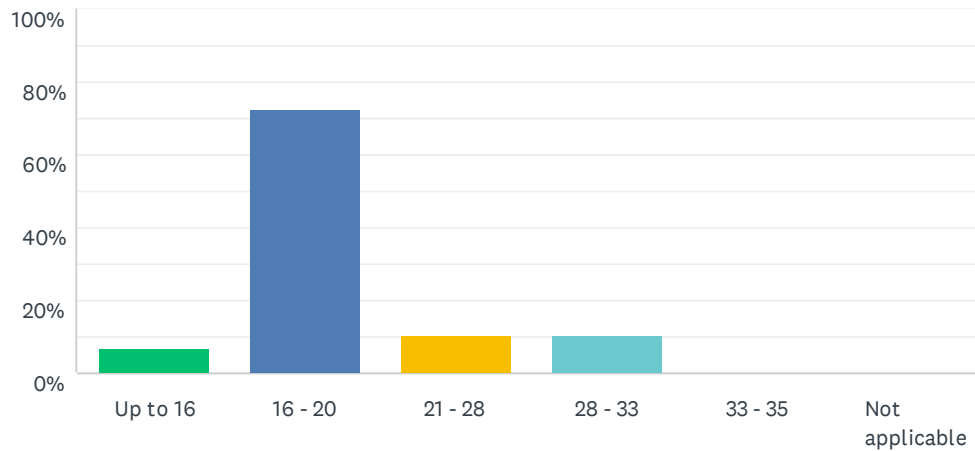
Answered: 29 Skipped: 18



ANSWER CHOICES	RESPONSES	
1 - 20%	93.10%	27
21 - 40%	3.45%	1
41 - 60%	0.00%	0
61 - 80%	3.45%	1
>80%	0.00%	0
Not applicable	0.00%	0
<b>TOTAL</b>		<b>29</b>

## Q149 What is your average number of treatments for a course of primary breast cancer?

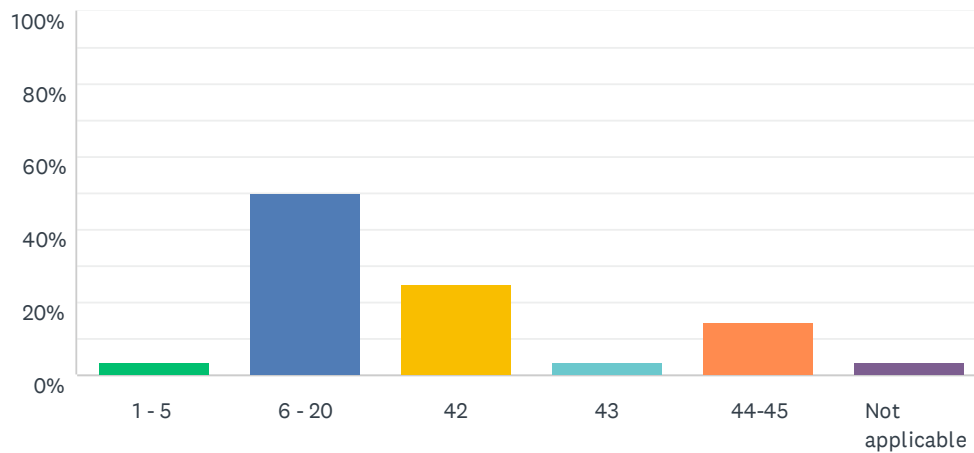
Answered: 29 Skipped: 18



ANSWER CHOICES	RESPONSES	
Up to 16	6.90%	2
16 - 20	72.41%	21
21 - 28	10.34%	3
28 - 33	10.34%	3
33 - 35	0.00%	0
Not applicable	0.00%	0
<b>TOTAL</b>		<b>29</b>

## Q150 What is your average number of treatments for a course of primary prostate cancer?

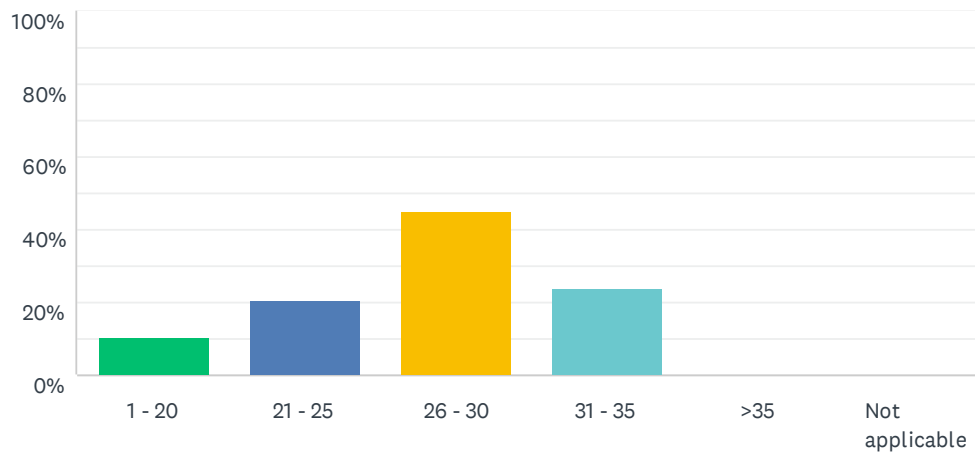
Answered: 28 Skipped: 19



ANSWER CHOICES	RESPONSES	
1 - 5	3.57%	1
6 - 20	50.00%	14
42	25.00%	7
43	3.57%	1
44-45	14.29%	4
Not applicable	3.57%	1
<b>TOTAL</b>		<b>28</b>

## Q151 What is your average number of treatments for a course of primary lung cancer?

Answered: 29 Skipped: 18

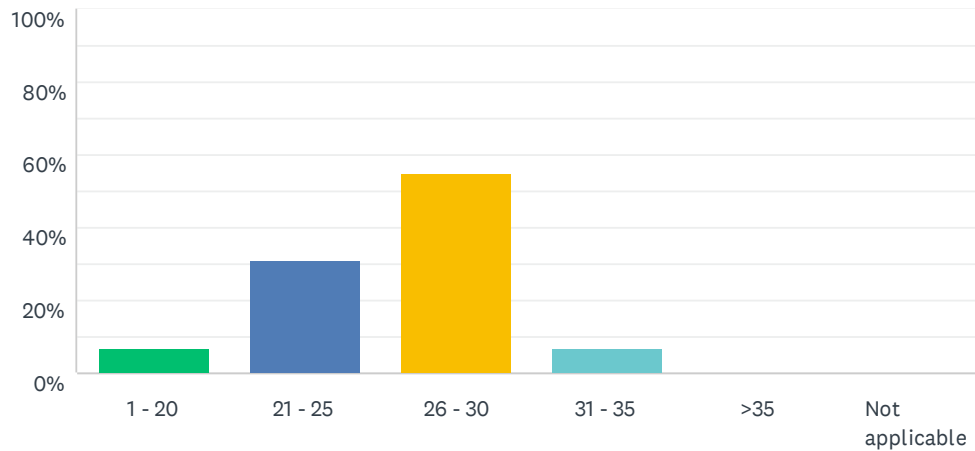


ANSWER CHOICES	RESPONSES	
1 - 20	10.34%	3
21 - 25	20.69%	6
26 - 30	44.83%	13
31 - 35	24.14%	7
>35	0.00%	0
Not applicable	0.00%	0
<b>TOTAL</b>		<b>29</b>



## Q152 What is your average number of treatments for a course of primary rectal cancer?

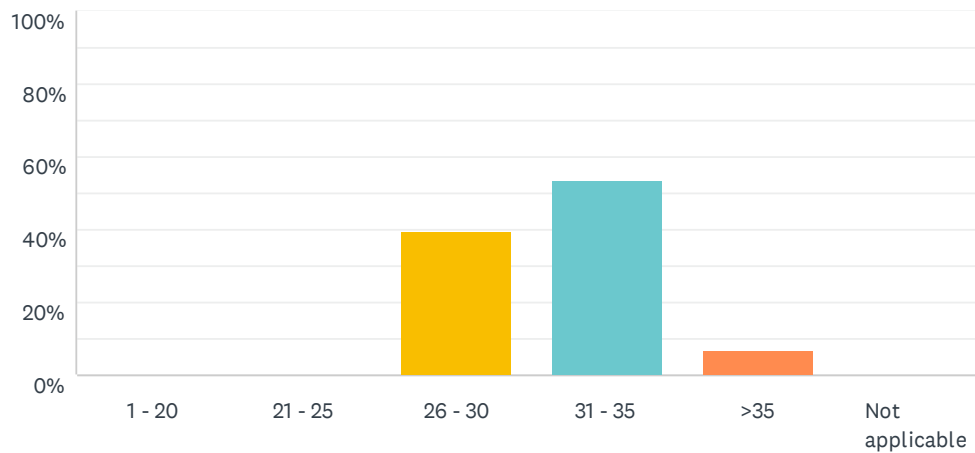
Answered: 29 Skipped: 18



ANSWER CHOICES	RESPONSES	
1 - 20	6.90%	2
21 - 25	31.03%	9
26 - 30	55.17%	16
31 - 35	6.90%	2
>35	0.00%	0
Not applicable	0.00%	0
<b>TOTAL</b>		<b>29</b>

### Q153 What is your average number of treatments for a course of primary head and neck cancer?

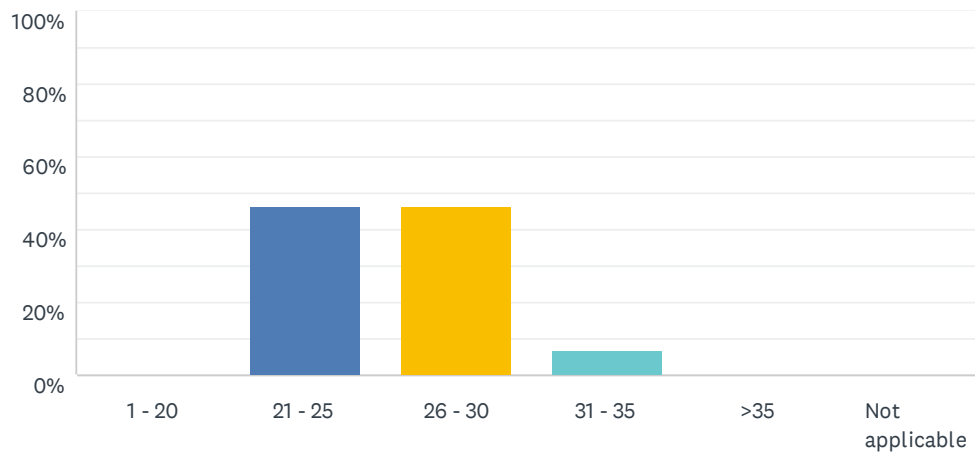
Answered: 28 Skipped: 19



ANSWER CHOICES	RESPONSES	
1 - 20	0.00%	0
21 - 25	0.00%	0
26 - 30	39.29%	11
31 - 35	53.57%	15
>35	7.14%	2
Not applicable	0.00%	0
<b>TOTAL</b>		<b>28</b>

## Q154 What is your average number of treatments for a course of primary gynecological cancer?

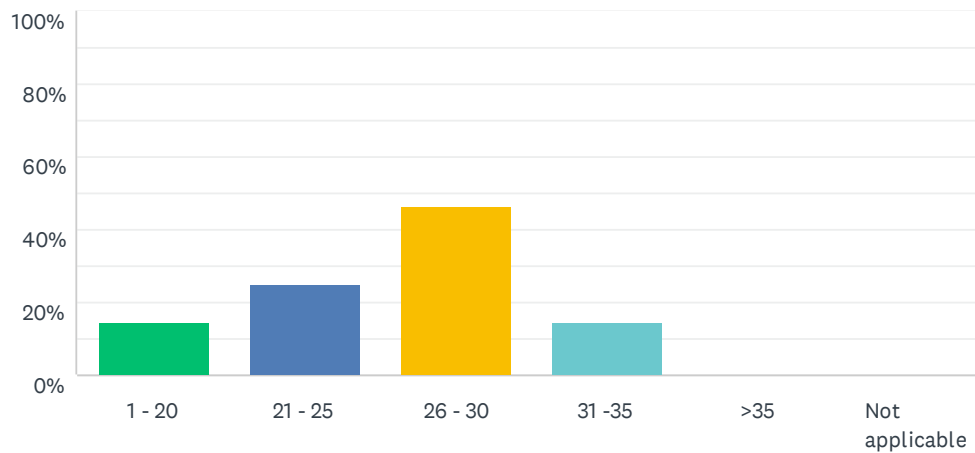
Answered: 28 Skipped: 19



ANSWER CHOICES	RESPONSES	
1 - 20	0.00%	0
21 - 25	46.43%	13
26 - 30	46.43%	13
31 - 35	7.14%	2
>35	0.00%	0
Not applicable	0.00%	0
<b>TOTAL</b>		<b>28</b>

## Q155 What is your average number of treatments for a course of primary brain cancer?

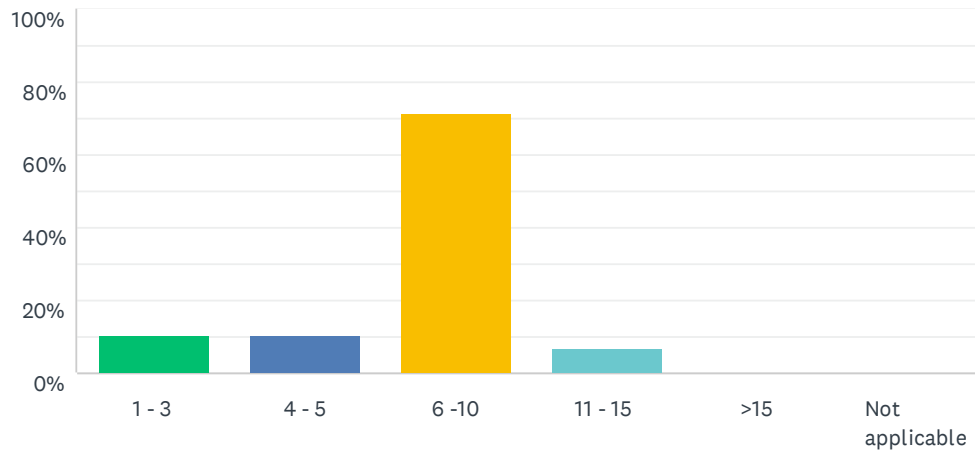
Answered: 28 Skipped: 19



ANSWER CHOICES	RESPONSES	
1 - 20	14.29%	4
21 - 25	25.00%	7
26 - 30	46.43%	13
31 - 35	14.29%	4
>35	0.00%	0
Not applicable	0.00%	0
<b>TOTAL</b>		<b>28</b>

### Q156 What is your average number of treatments for a course of metastatic brain cancer?

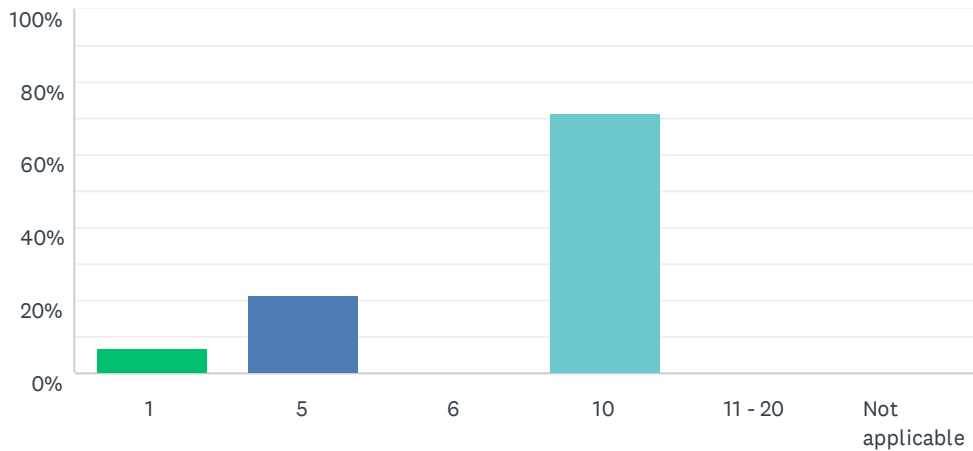
Answered: 28 Skipped: 19



ANSWER CHOICES	RESPONSES	
1 - 3	10.71%	3
4 - 5	10.71%	3
6 - 10	71.43%	20
11 - 15	7.14%	2
>15	0.00%	0
Not applicable	0.00%	0
<b>TOTAL</b>		<b>28</b>

### Q157 What is your average number of treatments for a course of metastatic bone cancer?

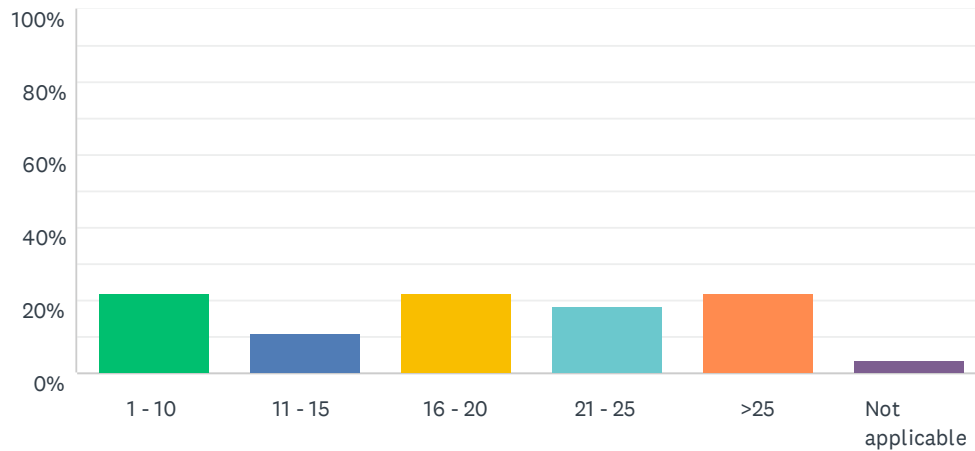
Answered: 28 Skipped: 19



ANSWER CHOICES	RESPONSES	
1	7.14%	2
5	21.43%	6
6	0.00%	0
10	71.43%	20
11 - 20	0.00%	0
Not applicable	0.00%	0
<b>TOTAL</b>		<b>28</b>

## Q158 What is your average number of treatments for a course of primary skin cancer?

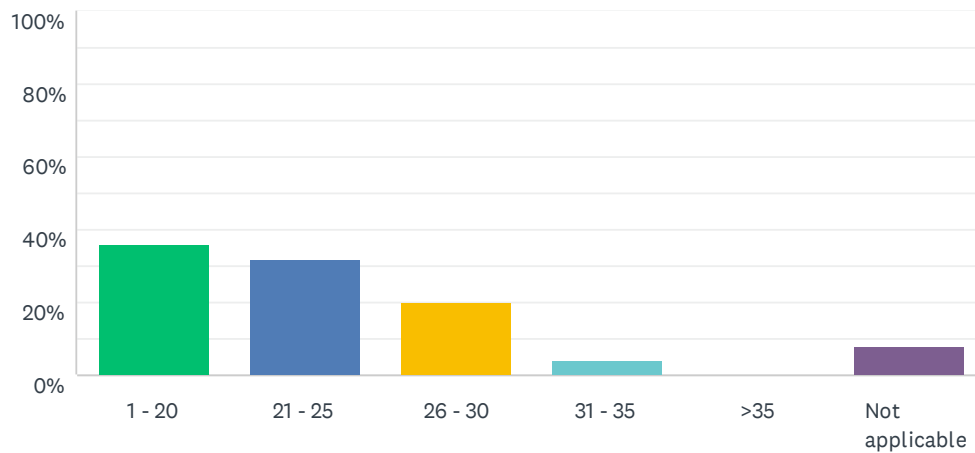
Answered: 27 Skipped: 20



ANSWER CHOICES	RESPONSES	
1 - 10	22.22%	6
11 - 15	11.11%	3
16 - 20	22.22%	6
21 - 25	18.52%	5
>25	22.22%	6
Not applicable	3.70%	1
<b>TOTAL</b>		<b>27</b>

## Q159 What is your average number of treatments for a course of lymphoma cancer?

Answered: 25 Skipped: 22

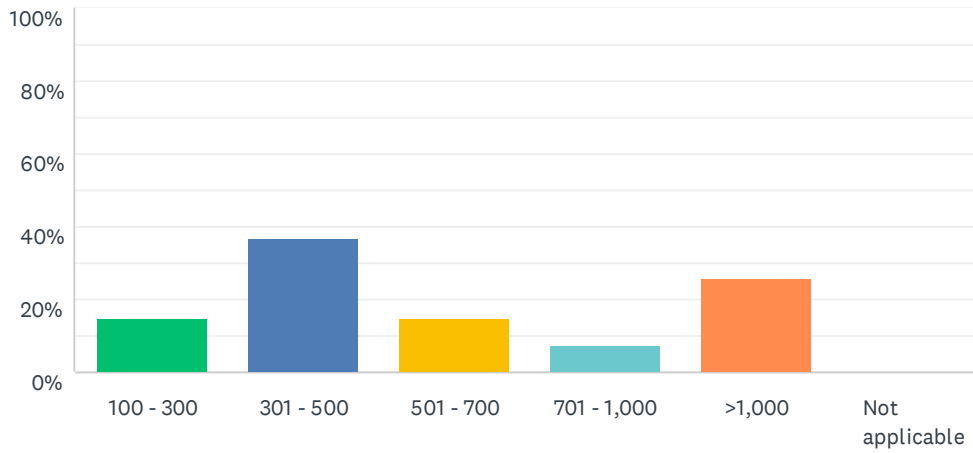


ANSWER CHOICES	RESPONSES	
1 - 20	36.00%	9
21 - 25	32.00%	8
26 - 30	20.00%	5
31 - 35	4.00%	1
>35	0.00%	0
Not applicable	8.00%	2
<b>TOTAL</b>		<b>25</b>



### Q160 What is the approximate total number of dosimetry plans per year?

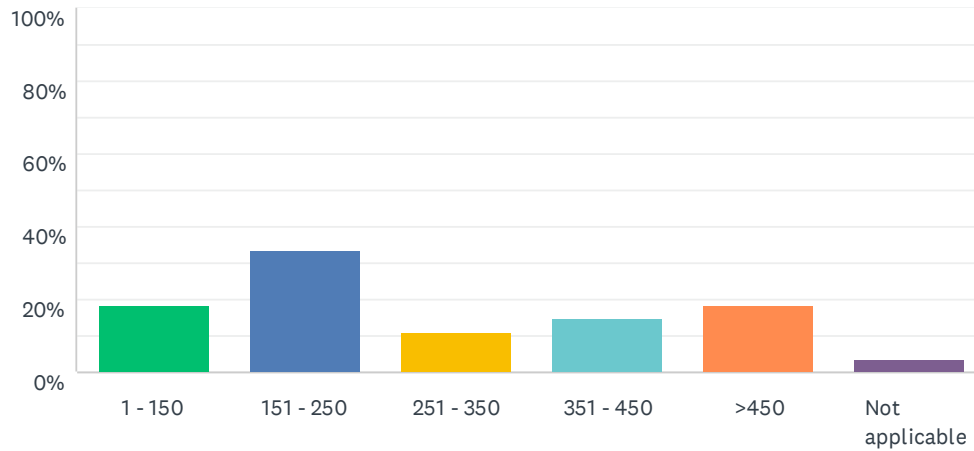
Answered: 27 Skipped: 20



ANSWER CHOICES	RESPONSES	
100 - 300	14.81%	4
301 - 500	37.04%	10
501 - 700	14.81%	4
701 - 1,000	7.41%	2
>1,000	25.93%	7
Not applicable	0.00%	0
<b>TOTAL</b>		<b>27</b>

## Q161 Of this total, how many are IMRT?

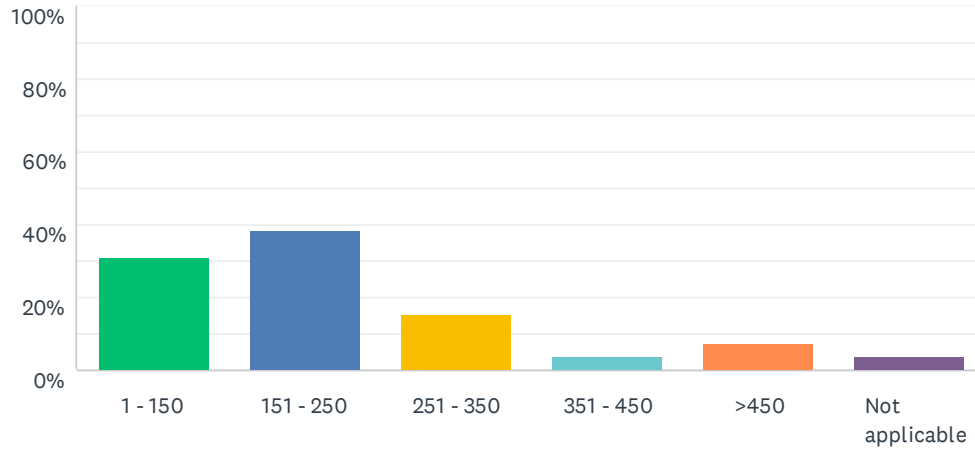
Answered: 27 Skipped: 20



ANSWER CHOICES	RESPONSES
1 - 150	18.52% 5
151 - 250	33.33% 9
251 - 350	11.11% 3
351 - 450	14.81% 4
>450	18.52% 5
Not applicable	3.70% 1
<b>TOTAL</b>	<b>27</b>

## Q162 Of this total, how many are 3D?

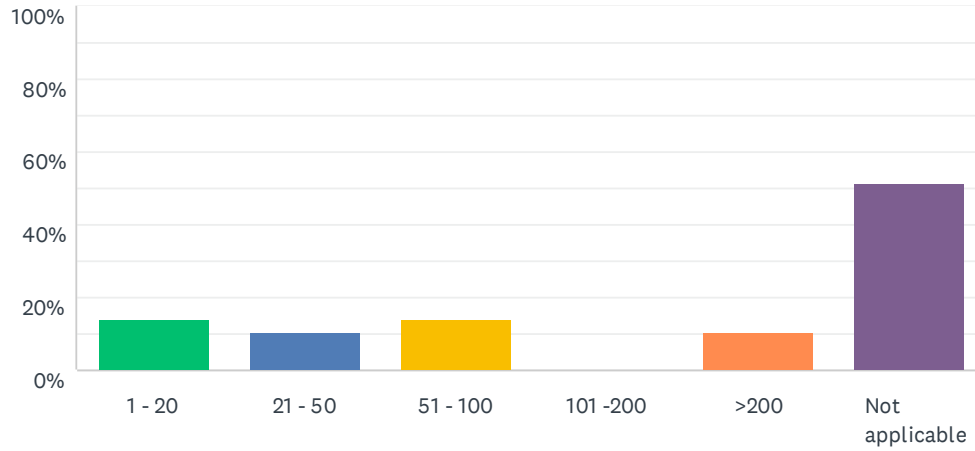
Answered: 26 Skipped: 21



ANSWER CHOICES	RESPONSES	
1 - 150	30.77%	8
151 - 250	38.46%	10
251 - 350	15.38%	4
351 - 450	3.85%	1
>450	7.69%	2
Not applicable	3.85%	1
<b>TOTAL</b>		<b>26</b>

## Q163 Of this total, how many are HDR?

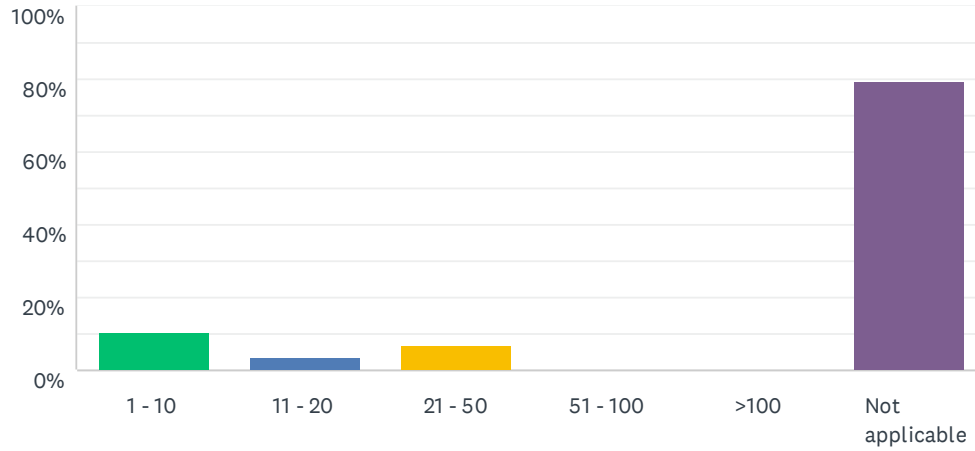
Answered: 29 Skipped: 18



ANSWER CHOICES	RESPONSES	
1 - 20	13.79%	4
21 - 50	10.34%	3
51 - 100	13.79%	4
101 - 200	0.00%	0
>200	10.34%	3
Not applicable	51.72%	15
<b>TOTAL</b>		<b>29</b>

## Q164 Of this total, how many are LDR?

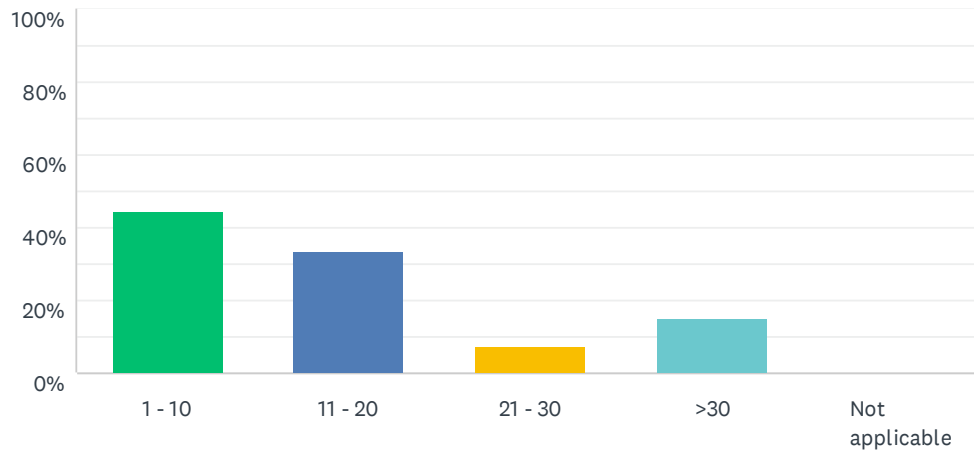
Answered: 29 Skipped: 18



ANSWER CHOICES	RESPONSES	
1 - 10	10.34%	3
11 - 20	3.45%	1
21 - 50	6.90%	2
51 - 100	0.00%	0
>100	0.00%	0
Not applicable	79.31%	23
<b>TOTAL</b>		<b>29</b>

### Q165 What is the average weekly volume of external beam IMRT plans reviewed by each physicist at your freestanding or hospital department?

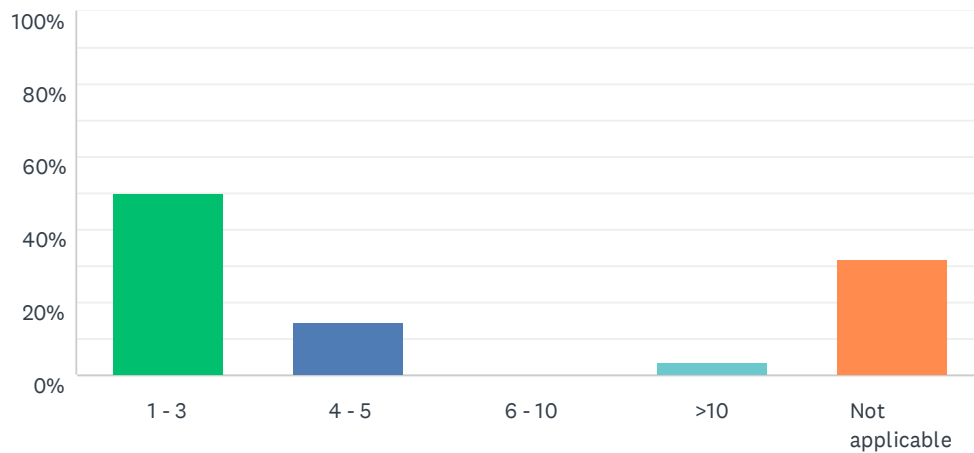
Answered: 27 Skipped: 20



ANSWER CHOICES	RESPONSES	
1 - 10	44.44%	12
11 - 20	33.33%	9
21 - 30	7.41%	2
>30	14.81%	4
Not applicable	0.00%	0
<b>TOTAL</b>		<b>27</b>

### Q166 What is the average weekly volume of SRS plan(s) reviewed by each physicist at your freestanding or hospital department?

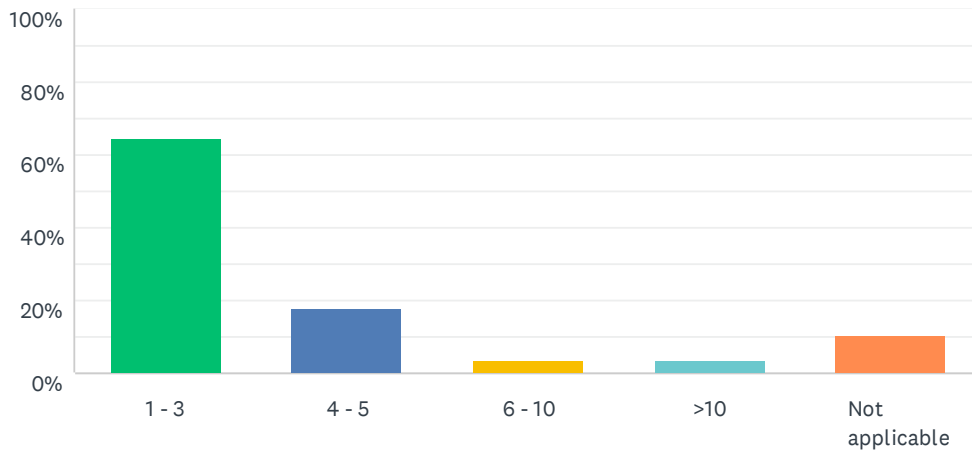
Answered: 28 Skipped: 19



ANSWER CHOICES	RESPONSES	
1 - 3	50.00%	14
4 - 5	14.29%	4
6 - 10	0.00%	0
>10	3.57%	1
Not applicable	32.14%	9
<b>TOTAL</b>		<b>28</b>

### Q167 What is the average weekly volume of SBRT plan(s) reviewed by each physicist at your freestanding or hospital department?

Answered: 28 Skipped: 19

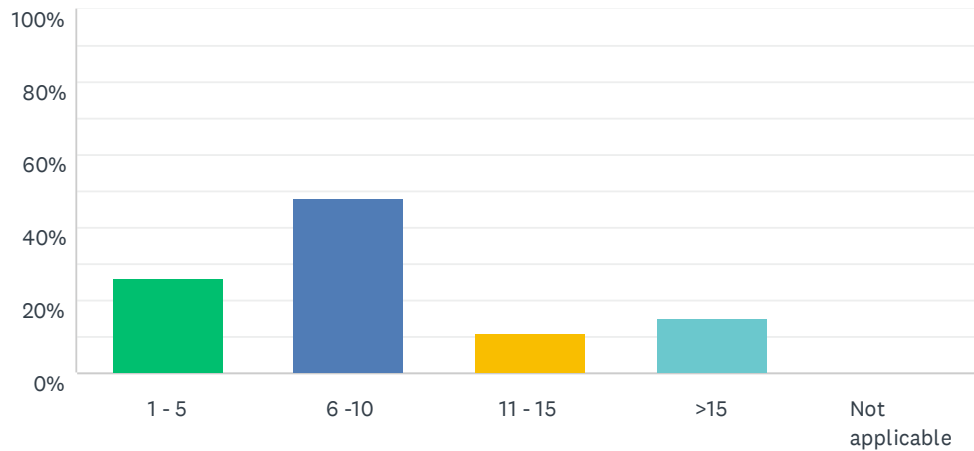


ANSWER CHOICES	RESPONSES	
1 - 3	64.29%	18
4 - 5	17.86%	5
6 - 10	3.57%	1
>10	3.57%	1
Not applicable	10.71%	3
<b>TOTAL</b>		<b>28</b>



### Q168 What is the average weekly volume of 3D plan(s) reviewed by each physicist at your freestanding or hospital department?

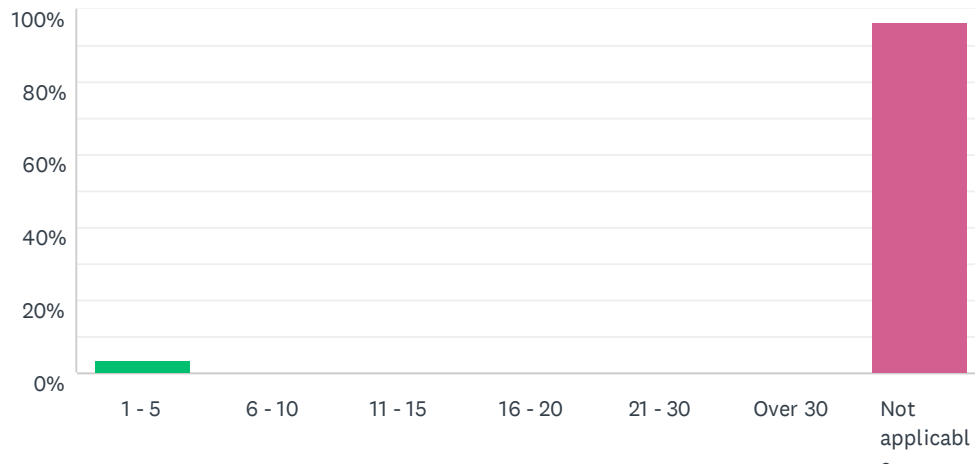
Answered: 27 Skipped: 20



ANSWER CHOICES	RESPONSES	
1 - 5	25.93%	7
6 -10	48.15%	13
11 - 15	11.11%	3
>15	14.81%	4
Not applicable	0.00%	0
<b>TOTAL</b>		<b>27</b>

### Q169 What is the average weekly volume of proton plan(s) reviewed by each physicist at your freestanding or hospital department?

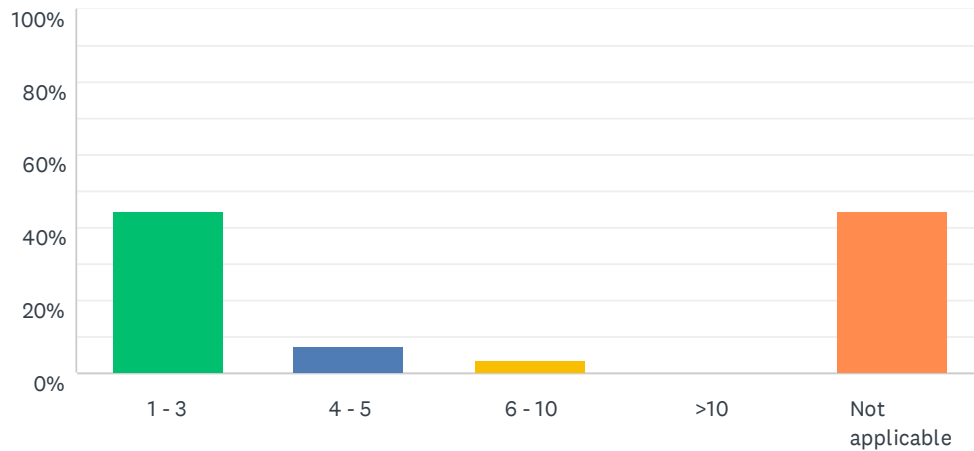
Answered: 28 Skipped: 19



ANSWER CHOICES	RESPONSES	
1 - 5	3.57%	1
6 - 10	0.00%	0
11 - 15	0.00%	0
16 - 20	0.00%	0
21 - 30	0.00%	0
Over 30	0.00%	0
Not applicable	96.43%	27
<b>TOTAL</b>		<b>28</b>

### Q170 What is the average weekly volume of HDR plan(s) reviewed by each physicist at your freestanding or hospital department?

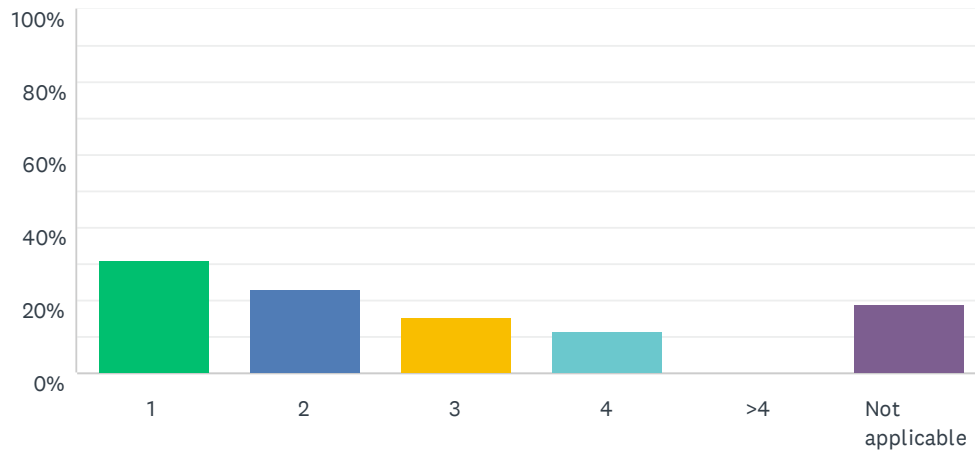
Answered: 27 Skipped: 20



ANSWER CHOICES	RESPONSES	
1 - 3	44.44%	12
4 - 5	7.41%	2
6 - 10	3.70%	1
>10	0.00%	0
Not applicable	44.44%	12
<b>TOTAL</b>		<b>27</b>

### Q171 In number of days, what is the average turnaround time for a 2D treatment plan from initial CT scan to patient's first treatment day?

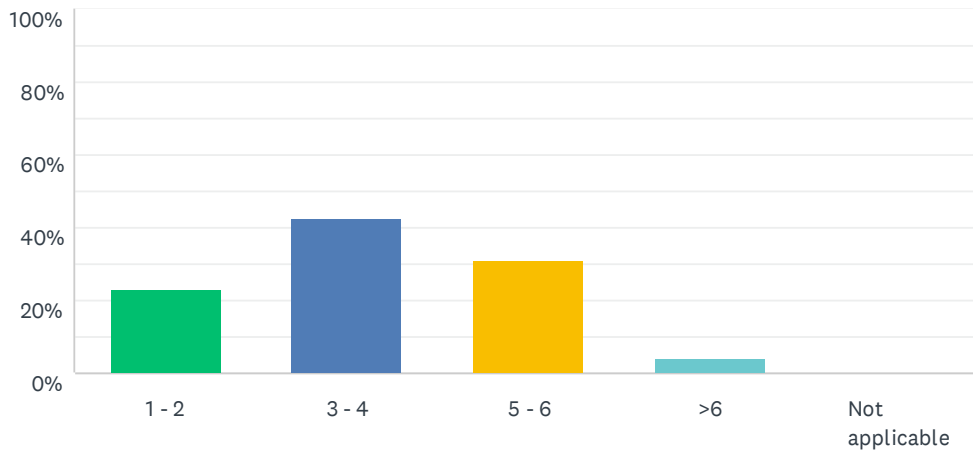
Answered: 26 Skipped: 21



ANSWER CHOICES	RESPONSES	
1	30.77%	8
2	23.08%	6
3	15.38%	4
4	11.54%	3
>4	0.00%	0
Not applicable	19.23%	5
<b>TOTAL</b>		<b>26</b>

### Q172 In number of days, what is the average turnaround time for a 3D treatment plan from initial CT scan to patient's first treatment day?

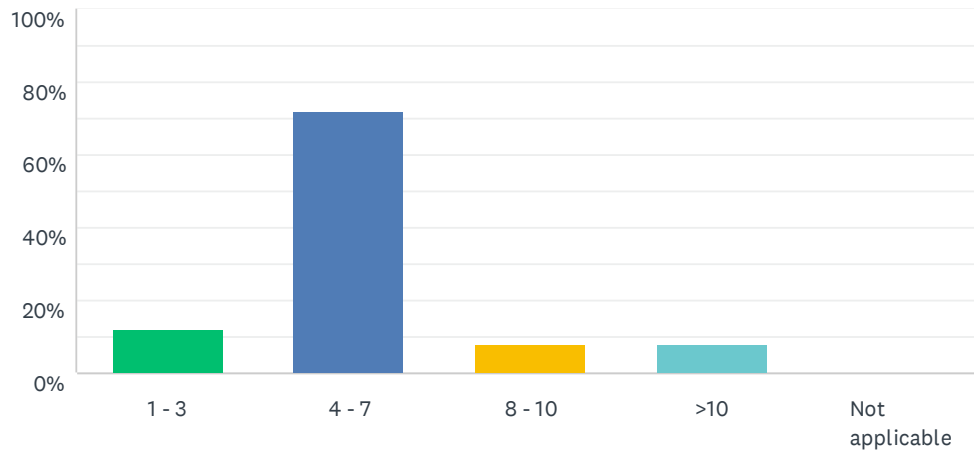
Answered: 26 Skipped: 21



ANSWER CHOICES	RESPONSES	
1 - 2	23.08%	6
3 - 4	42.31%	11
5 - 6	30.77%	8
>6	3.85%	1
Not applicable	0.00%	0
<b>TOTAL</b>		<b>26</b>

### Q173 In number of days, what is the average turnaround time for an IMRT treatment from initial CT scan to patient's first treatment day?

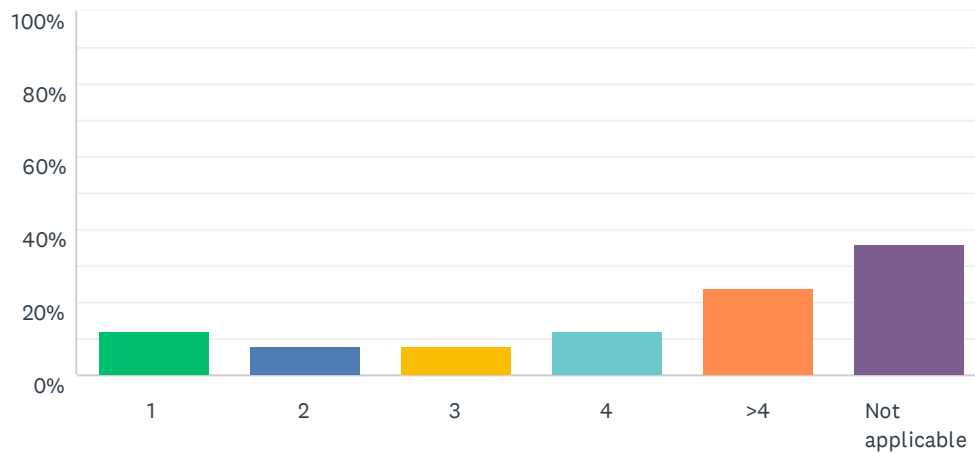
Answered: 25 Skipped: 22



ANSWER CHOICES	RESPONSES	
1 - 3	12.00%	3
4 - 7	72.00%	18
8 - 10	8.00%	2
>10	8.00%	2
Not applicable	0.00%	0
<b>TOTAL</b>		<b>25</b>

### Q174 In number of days, what is the average turnaround time for a SRS treatment plan from initial CT scan to patient's first treatment day?

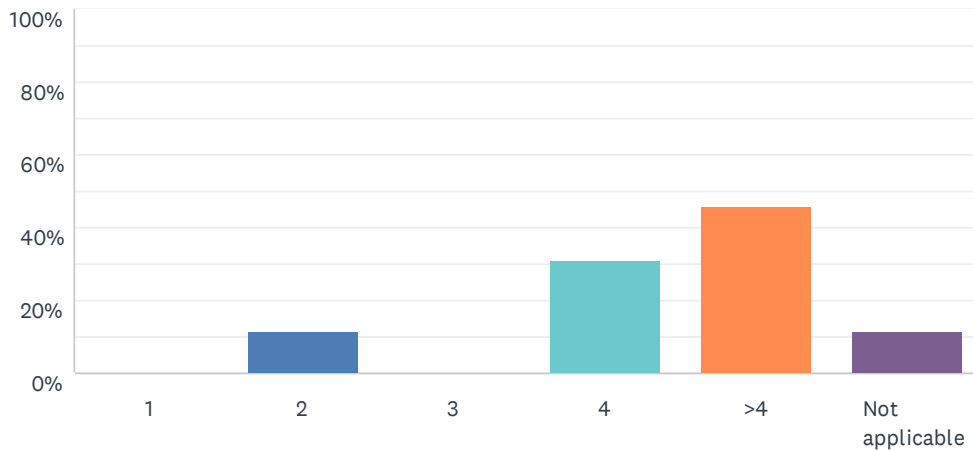
Answered: 25 Skipped: 22



ANSWER CHOICES	RESPONSES	
1	12.00%	3
2	8.00%	2
3	8.00%	2
4	12.00%	3
>4	24.00%	6
Not applicable	36.00%	9
<b>TOTAL</b>		<b>25</b>

### Q175 In number of days, what is the average turnaround time for a SBRT treatment plan from initial CT scan to patient's first treatment day?

Answered: 26 Skipped: 21

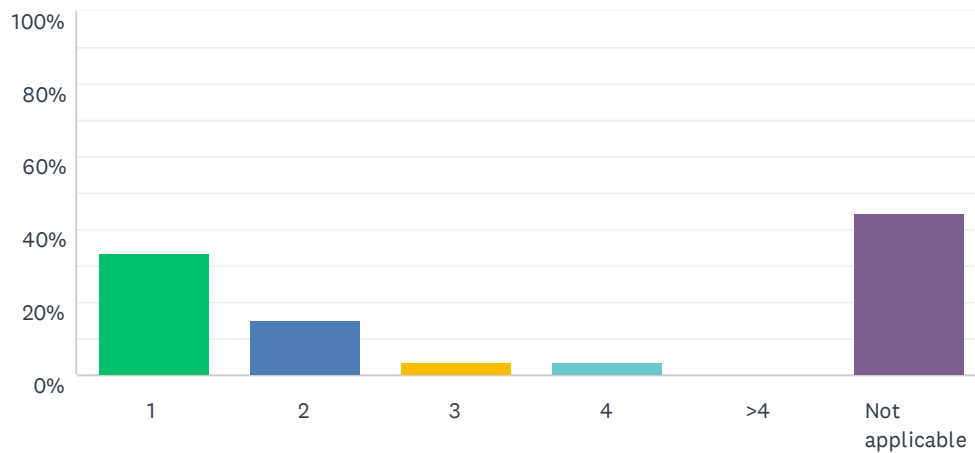


ANSWER CHOICES	RESPONSES	
1	0.00%	0
2	11.54%	3
3	0.00%	0
4	30.77%	8
>4	46.15%	12
Not applicable	11.54%	3
<b>TOTAL</b>		<b>26</b>



### Q176 In number of days, what is the average turnaround time for a HDR treatment plan from initial CT scan to patient's first treatment day?

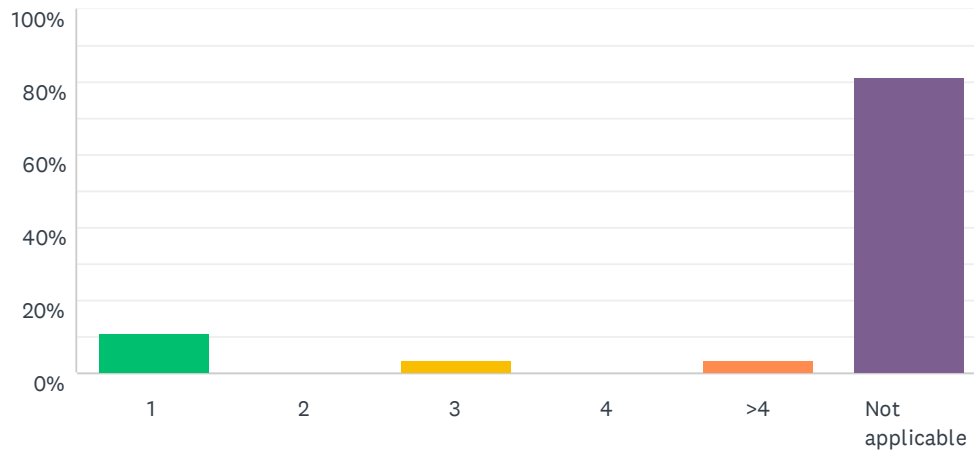
Answered: 27 Skipped: 20



ANSWER CHOICES	RESPONSES	
1	33.33%	9
2	14.81%	4
3	3.70%	1
4	3.70%	1
>4	0.00%	0
Not applicable	44.44%	12
<b>TOTAL</b>		<b>27</b>

### Q177 In number of days, what is the average turnaround time for a LDR treatment plan from initial CT scan to patient's first treatment day?

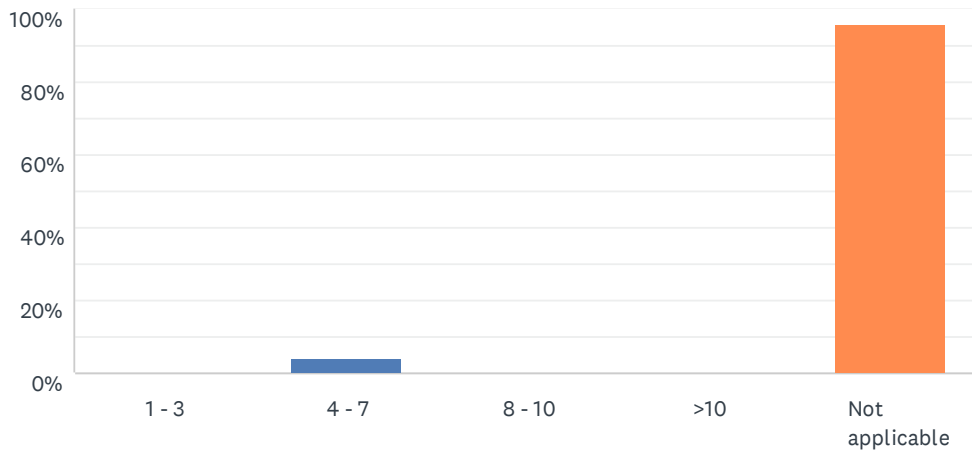
Answered: 27 Skipped: 20



ANSWER CHOICES	RESPONSES	
1	11.11%	3
2	0.00%	0
3	3.70%	1
4	0.00%	0
>4	3.70%	1
Not applicable	81.48%	22
<b>TOTAL</b>		<b>27</b>

### Q178 In number of days, what is the average turnaround time for a proton treatment plan from initial CT scan to patient's first treatment day?

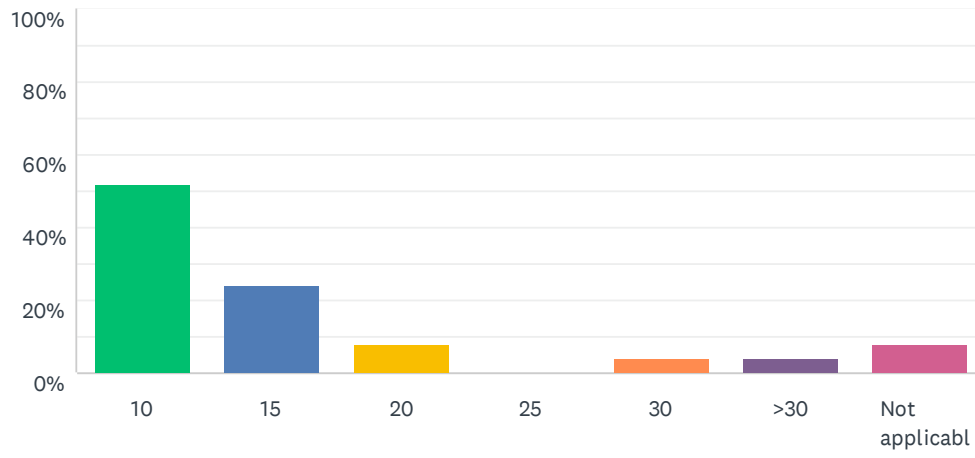
Answered: 26 Skipped: 21



ANSWER CHOICES	RESPONSES	
1 - 3	0.00%	0
4 - 7	3.85%	1
8 - 10	0.00%	0
>10	0.00%	0
Not applicable	96.15%	25
<b>TOTAL</b>		<b>26</b>

Q179 What is the average number of External Beam patients treated per day per radiation therapist for the treatment machine(s)? (i.e. is the average 10 patients/therapist and in this example if you had 40 patients you would have 4 RRTs) Pick the closest average.

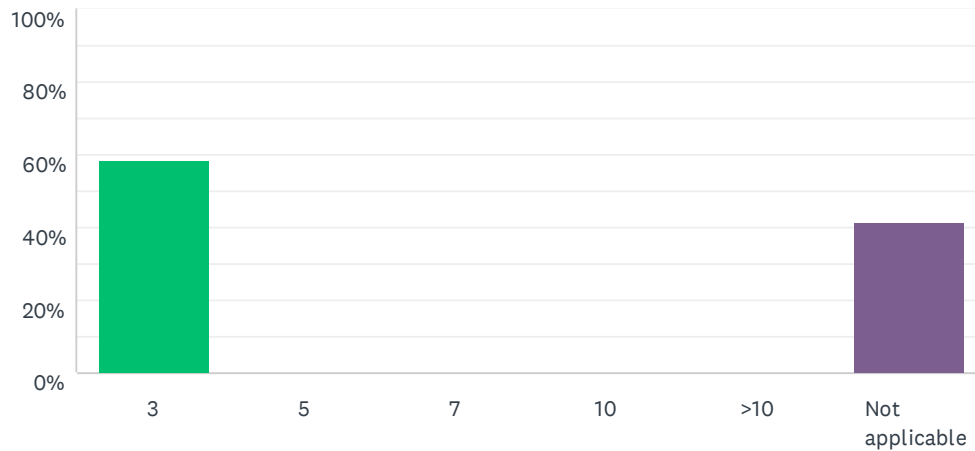
Answered: 25 Skipped: 22



ANSWER CHOICES	RESPONSES	
10	52.00%	13
15	24.00%	6
20	8.00%	2
25	0.00%	0
30	4.00%	1
>30	4.00%	1
Not applicable	8.00%	2
<b>TOTAL</b>		<b>25</b>

Q180 What is the average number of SRS patients treated per day per radiation therapist for the treatment machine(s)? (i.e. if the average is 3 SRS patients then 9 SRS patients would equate to 3 RTT, etc.) Pick the closest average.

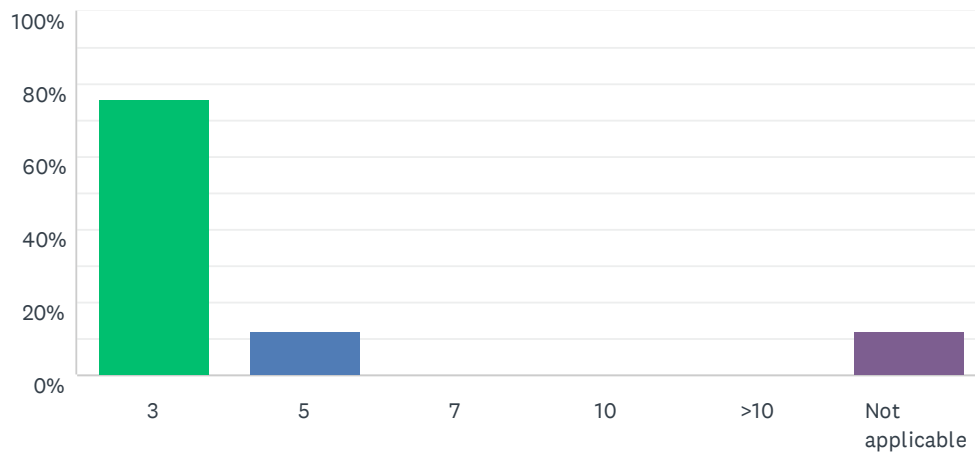
Answered: 24 Skipped: 23



ANSWER CHOICES	RESPONSES	
3	58.33%	14
5	0.00%	0
7	0.00%	0
10	0.00%	0
>10	0.00%	0
Not applicable	41.67%	10
<b>TOTAL</b>		<b>24</b>

### Q181 What is the average of SBRT patients treated per day per radiation therapist for the treatment machine(s)?

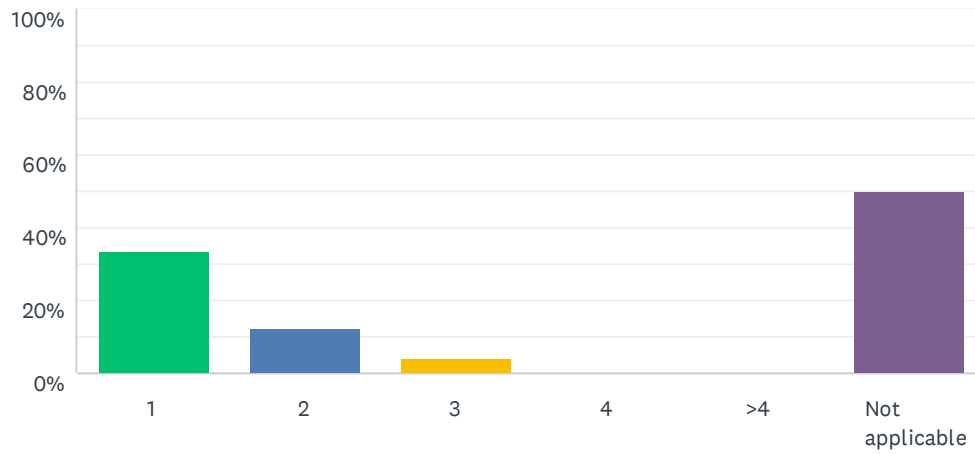
Answered: 25 Skipped: 22



ANSWER CHOICES	RESPONSES	
3	76.00%	19
5	12.00%	3
7	0.00%	0
10	0.00%	0
>10	0.00%	0
Not applicable	12.00%	3
<b>TOTAL</b>		<b>25</b>

### Q182 What is the average number of HDR patients treated per day per radiation therapist for the treatment machine(s)?

Answered: 24 Skipped: 23



ANSWER CHOICES	RESPONSES	
1	33.33%	8
2	12.50%	3
3	4.17%	1
4	0.00%	0
>4	0.00%	0
Not applicable	50.00%	12
<b>TOTAL</b>		<b>24</b>

### Q183 What is the average number of LDR patients treated per day per radiation therapist for the treatments machine(s)?

Answered: 26 Skipped: 21

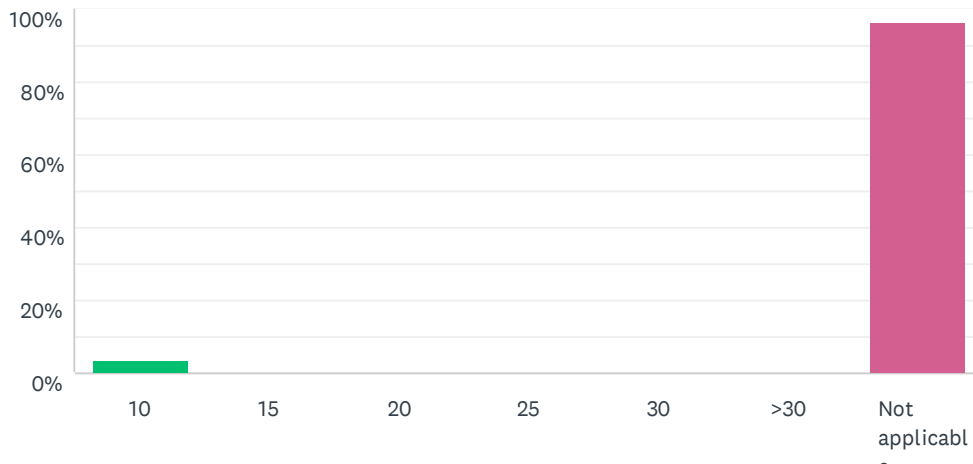


ANSWER CHOICES	RESPONSES	
1	7.69%	2
2	0.00%	0
3	0.00%	0
4	0.00%	0
>4	0.00%	0
Not applicable	92.31%	24
<b>TOTAL</b>		<b>26</b>



### Q184 What is the average number of proton patients treated per day per radiation therapist for the treatment machine(s)?

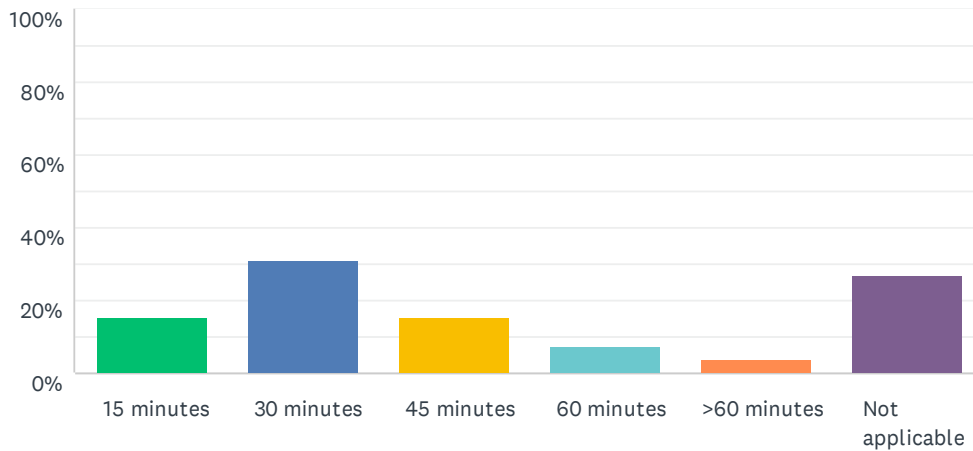
Answered: 27 Skipped: 20



ANSWER CHOICES	RESPONSES	
10	3.70%	1
15	0.00%	0
20	0.00%	0
25	0.00%	0
30	0.00%	0
>30	0.00%	0
Not applicable	96.30%	26
<b>TOTAL</b>		<b>27</b>

### Q185 How much nurse, PA or NP time in minutes is spent with each new patient on average?

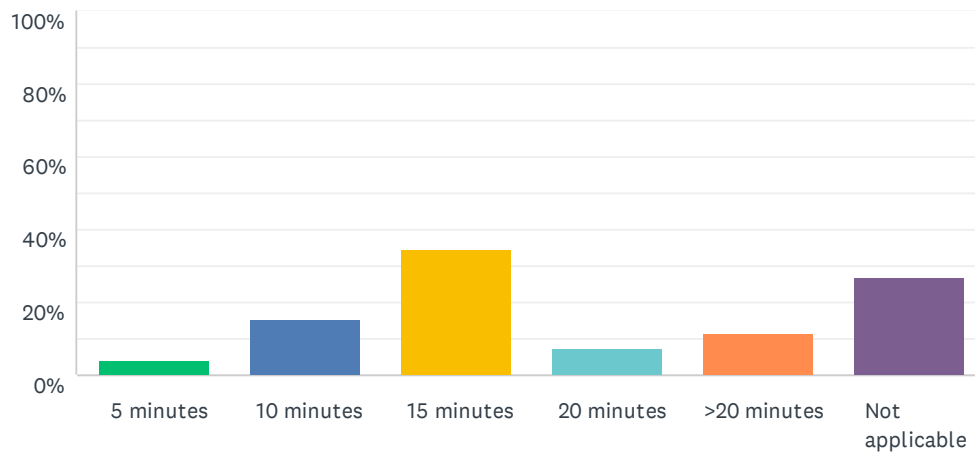
Answered: 26 Skipped: 21



ANSWER CHOICES	RESPONSES	
15 minutes	15.38%	4
30 minutes	30.77%	8
45 minutes	15.38%	4
60 minutes	7.69%	2
>60 minutes	3.85%	1
Not applicable	26.92%	7
<b>TOTAL</b>		<b>26</b>

### Q186 On average, how much nurse, PA or NP time in minutes is spent with each established follow-up patient?

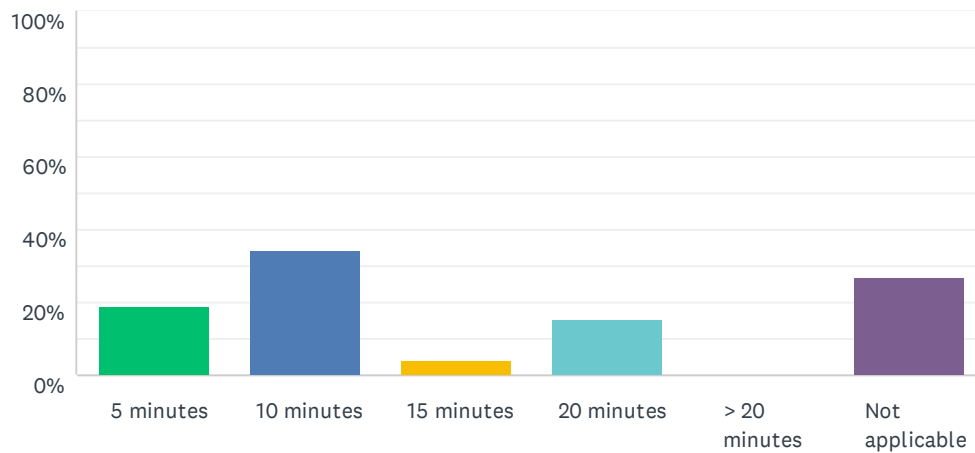
Answered: 26 Skipped: 21



ANSWER CHOICES	RESPONSES	
5 minutes	3.85%	1
10 minutes	15.38%	4
15 minutes	34.62%	9
20 minutes	7.69%	2
>20 minutes	11.54%	3
Not applicable	26.92%	7
<b>TOTAL</b>		<b>26</b>

### Q187 How much nurse, PA or NP time in minutes is spent with each patient during on treatment visits on average?

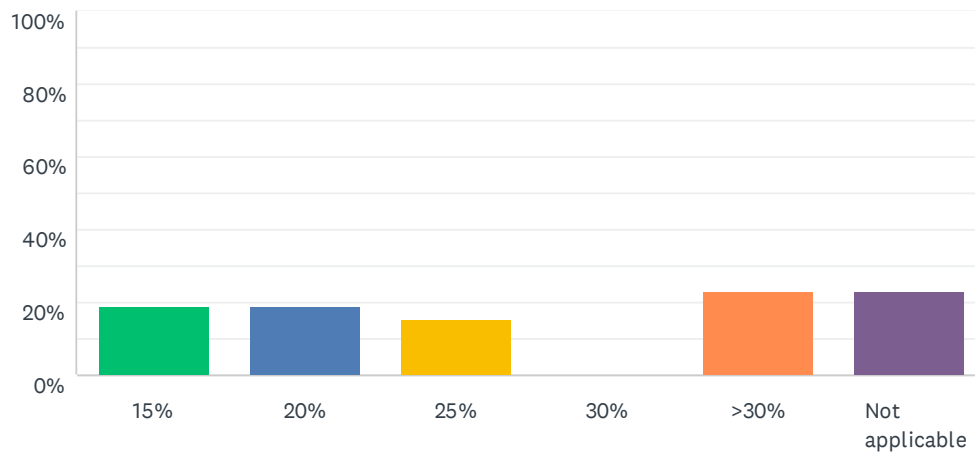
Answered: 26 Skipped: 21



ANSWER CHOICES	RESPONSES	
5 minutes	19.23%	5
10 minutes	34.62%	9
15 minutes	3.85%	1
20 minutes	15.38%	4
> 20 minutes	0.00%	0
Not applicable	26.92%	7
<b>TOTAL</b>		<b>26</b>

## Q188 How much nurse, NP or PA time is spent on a percent basis for new patients?

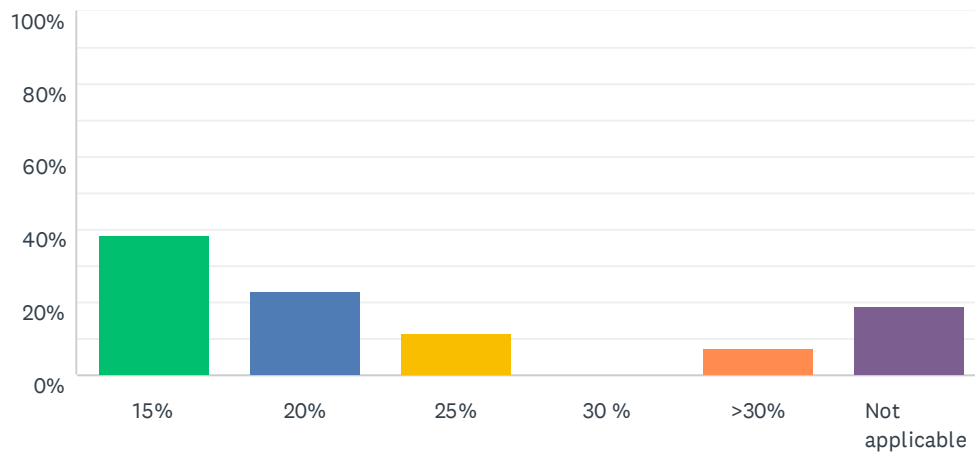
Answered: 26 Skipped: 21



ANSWER CHOICES	RESPONSES	
15%	19.23%	5
20%	19.23%	5
25%	15.38%	4
30%	0.00%	0
>30%	23.08%	6
Not applicable	23.08%	6
<b>TOTAL</b>		<b>26</b>

### Q189 How much nurse, NP or PA time is spent on a percent basis for follow-ups?

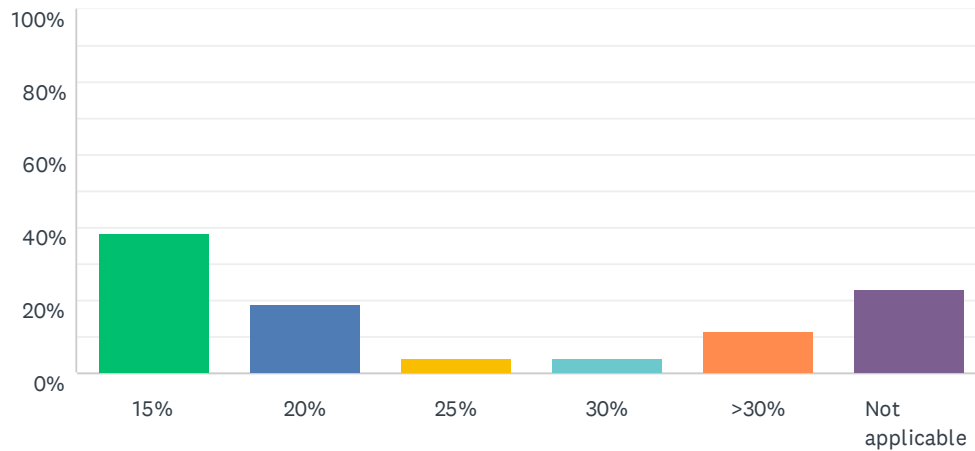
Answered: 26 Skipped: 21



ANSWER CHOICES	RESPONSES	
15%	38.46%	10
20%	23.08%	6
25%	11.54%	3
30 %	0.00%	0
>30%	7.69%	2
Not applicable	19.23%	5
<b>TOTAL</b>		<b>26</b>

### Q190 How much nurse, NP or PA time is spent on percent basis for on-treatment visits?

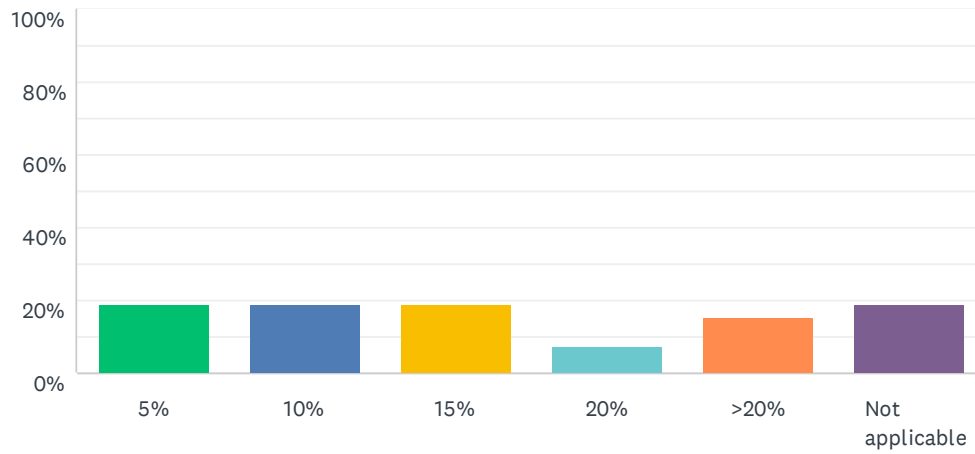
Answered: 26 Skipped: 21



ANSWER CHOICES	RESPONSES	
15%	38.46%	10
20%	19.23%	5
25%	3.85%	1
30%	3.85%	1
>30%	11.54%	3
Not applicable	23.08%	6
<b>TOTAL</b>		<b>26</b>

## Q191 How much nurse, NP or PA time is spent on percent basis for patient calls?

Answered: 26 Skipped: 21

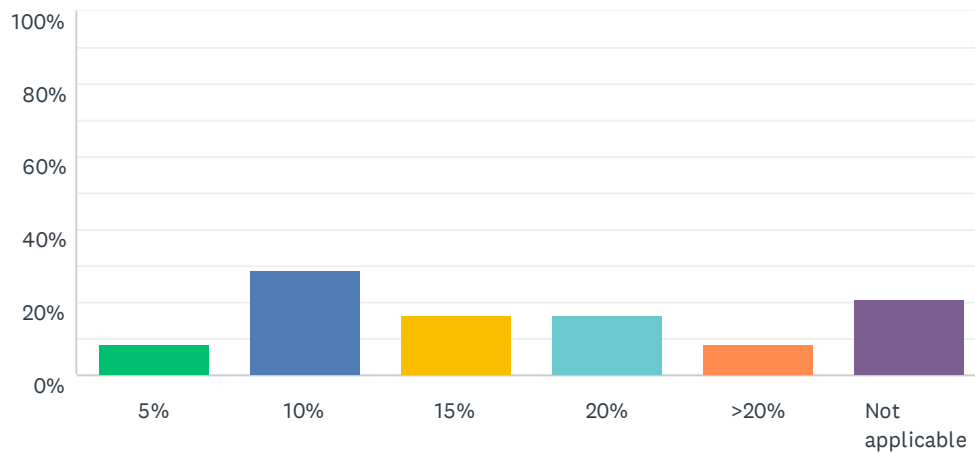


ANSWER CHOICES	RESPONSES	
5%	19.23%	5
10%	19.23%	5
15%	19.23%	5
20%	7.69%	2
>20%	15.38%	4
Not applicable	19.23%	5
<b>TOTAL</b>		<b>26</b>



### Q192 How much nurse, NP or PA time is spent on percent basis for medical record completion?

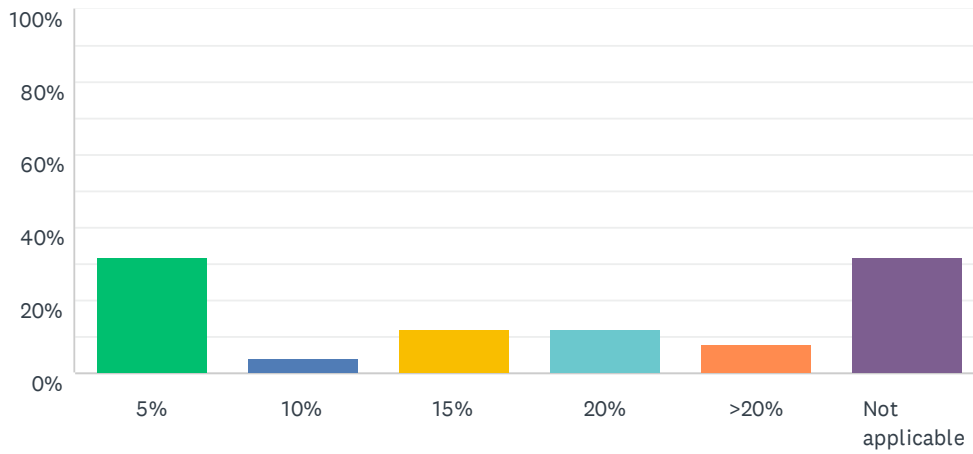
Answered: 24 Skipped: 23



ANSWER CHOICES	RESPONSES	
5%	8.33%	2
10%	29.17%	7
15%	16.67%	4
20%	16.67%	4
>20%	8.33%	2
Not applicable	20.83%	5
<b>TOTAL</b>		<b>24</b>

### Q193 How much nurse, NP or PA time is spent on percent basis for obtaining outside-of-department records?

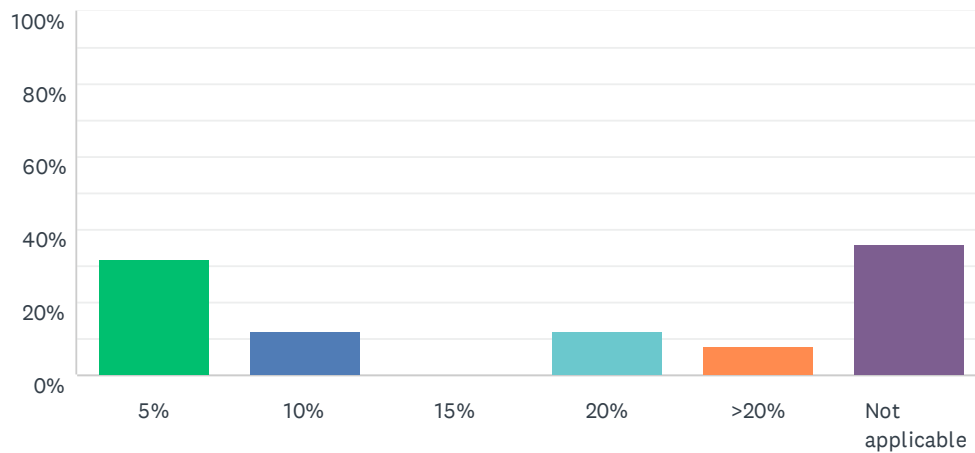
Answered: 25 Skipped: 22



ANSWER CHOICES	RESPONSES	
5%	32.00%	8
10%	4.00%	1
15%	12.00%	3
20%	12.00%	3
>20%	8.00%	2
Not applicable	32.00%	8
<b>TOTAL</b>		<b>25</b>

### Q194 How much nurse, NP or PA time is spent on percent basis for other (nutrition, unscheduled visits, etc.)?

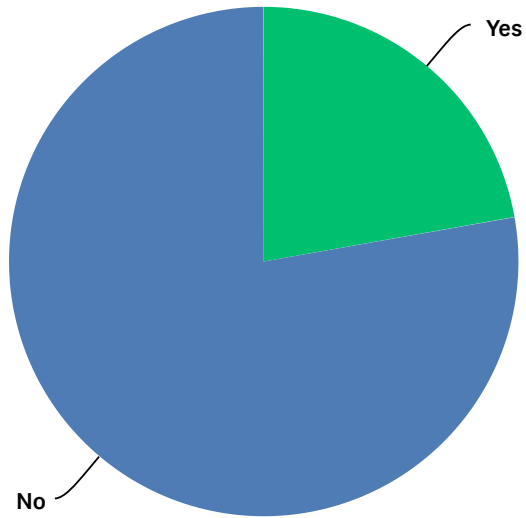
Answered: 25 Skipped: 22



ANSWER CHOICES	RESPONSES	
5%	32.00%	8
10%	12.00%	3
15%	0.00%	0
20%	12.00%	3
>20%	8.00%	2
Not applicable	36.00%	9
<b>TOTAL</b>		<b>25</b>

## Q195 Does your department infuse radionuclides?

Answered: 27 Skipped: 20

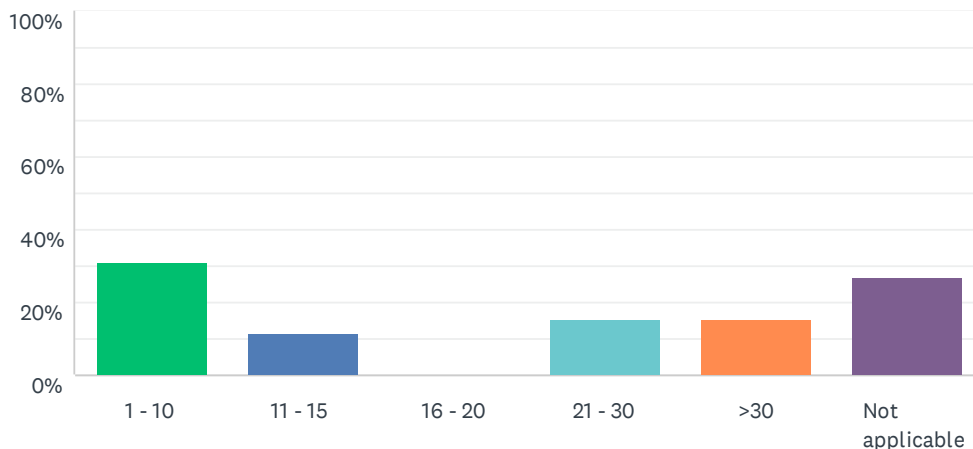


ANSWER CHOICES	RESPONSES	
Yes	22.22%	6
No	77.78%	21
TOTAL		27

**Section 4: Salaries**

Q196 If you are a hospital-based facility, what are your total FTEs for hospital department employee salary expense?

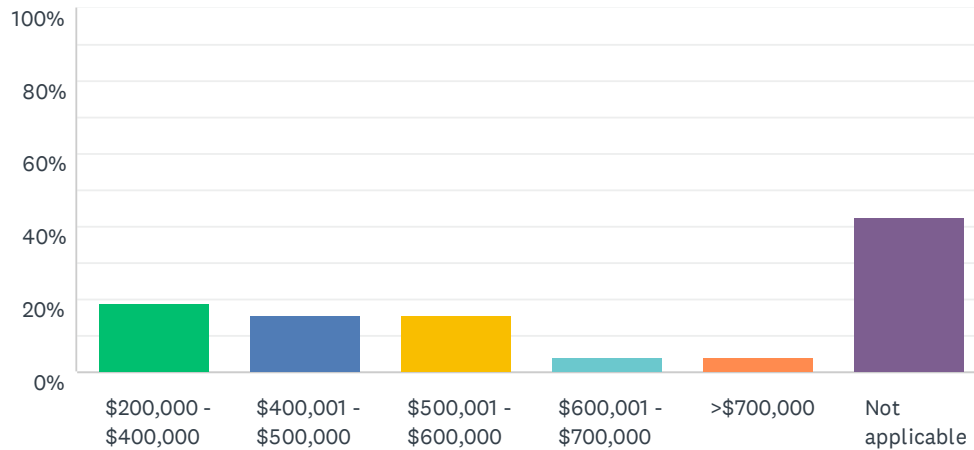
Answered: 26 Skipped: 21



ANSWER CHOICES	RESPONSES	
1 - 10	30.77%	8
11 - 15	11.54%	3
16 - 20	0.00%	0
21 - 30	15.38%	4
>30	15.38%	4
Not applicable	26.92%	7
<b>TOTAL</b>		<b>26</b>

### Q197 If you are a hospital-based facility, what are your total professional radiation oncology physician salary expenses per radiation oncologist on average?

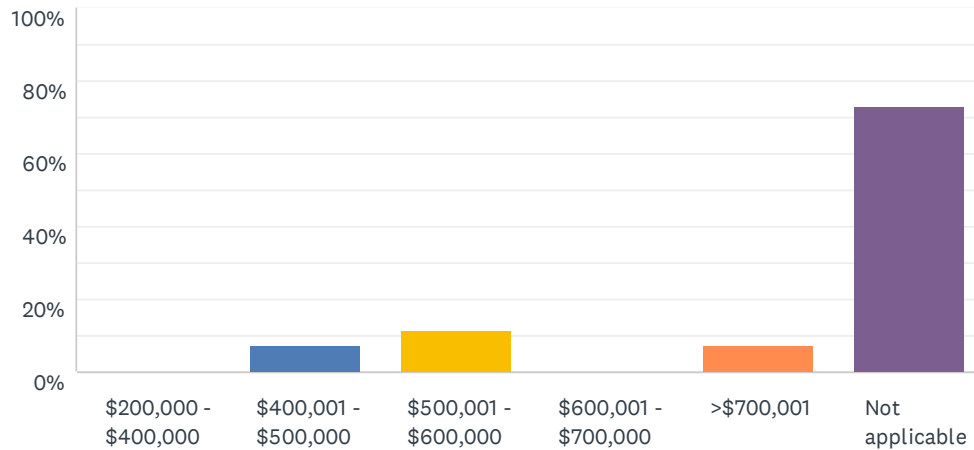
Answered: 26 Skipped: 21



ANSWER CHOICES	RESPONSES	
\$200,000 - \$400,000	19.23%	5
\$400,001 - \$500,000	15.38%	4
\$500,001 - \$600,000	15.38%	4
\$600,001 - \$700,000	3.85%	1
>\$700,000	3.85%	1
Not applicable	42.31%	11
<b>TOTAL</b>		<b>26</b>

### Q198 If you are a freestanding office/center, what is your total professional radiation oncology physician salary expense per radiation oncologist on average?

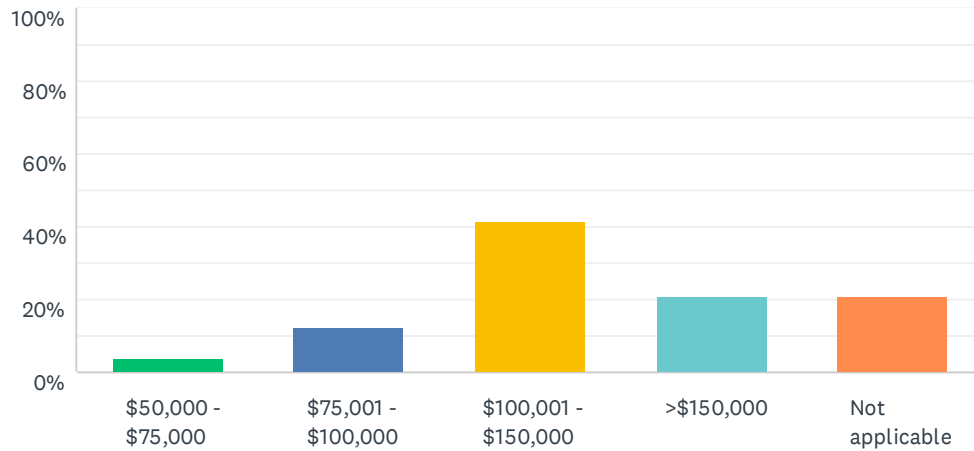
Answered: 26 Skipped: 21



ANSWER CHOICES	RESPONSES	
\$200,000 - \$400,000	0.00%	0
\$400,001 - \$500,000	7.69%	2
\$500,001 - \$600,000	11.54%	3
\$600,001 - \$700,000	0.00%	0
>\$700,001	7.69%	2
Not applicable	73.08%	19
<b>TOTAL</b>		<b>26</b>

### Q199 The radiation oncology director's salary range is:

Answered: 24 Skipped: 23

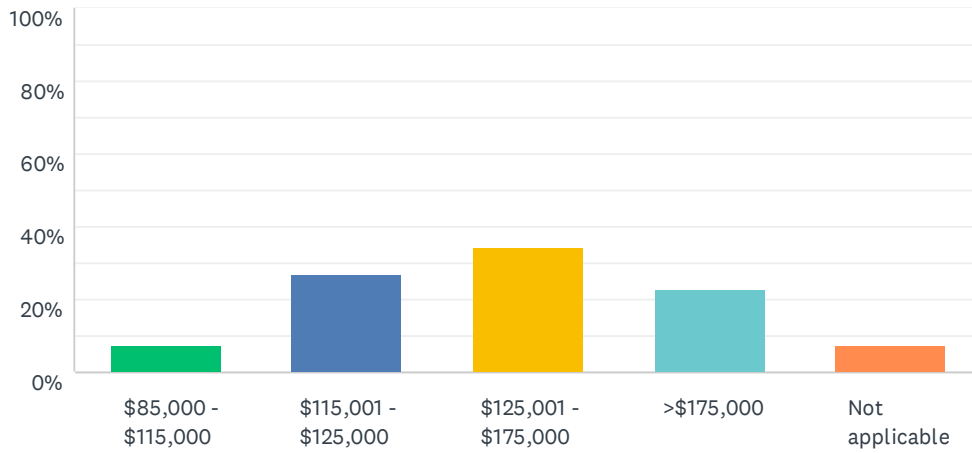


ANSWER CHOICES	RESPONSES	
\$50,000 - \$75,000	4.17%	1
\$75,001 - \$100,000	12.50%	3
\$100,001 - \$150,000	41.67%	10
>\$150,000	20.83%	5
Not applicable	20.83%	5
<b>TOTAL</b>		<b>24</b>



## Q200 What is the average salary of an entry level physicist?

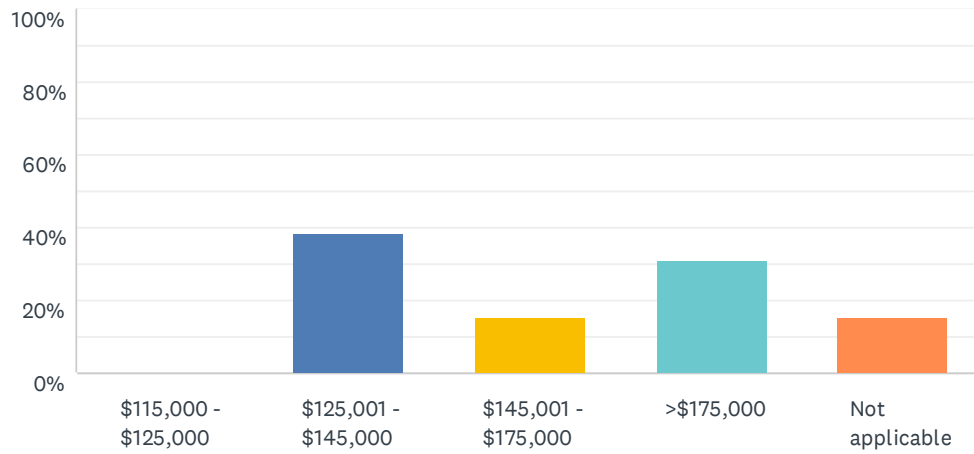
Answered: 26 Skipped: 21



ANSWER CHOICES	RESPONSES	
\$85,000 - \$115,000	7.69%	2
\$115,001 - \$125,000	26.92%	7
\$125,001 - \$175,000	34.62%	9
>\$175,000	23.08%	6
Not applicable	7.69%	2
<b>TOTAL</b>		<b>26</b>

## Q201 What is the average salary of a physicist with 1 - 5 years' experience?

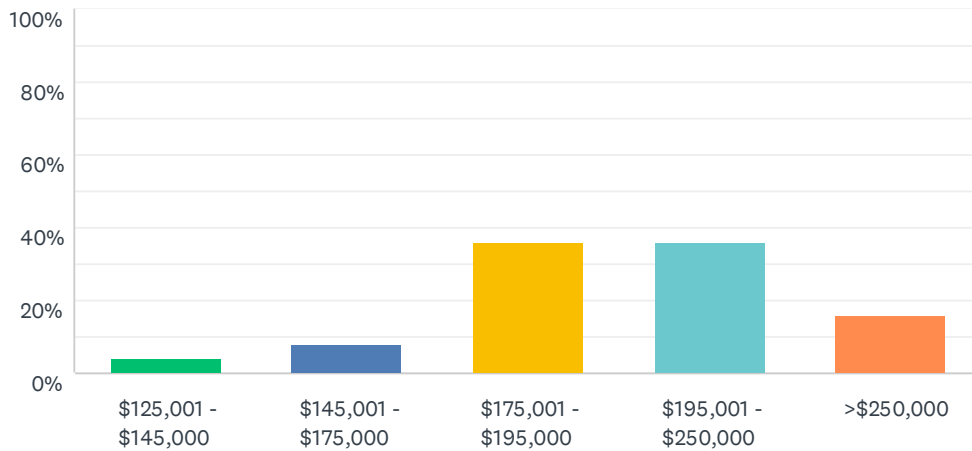
Answered: 26 Skipped: 21



ANSWER CHOICES	RESPONSES	
\$115,000 - \$125,000	0.00%	0
\$125,001 - \$145,000	38.46%	10
\$145,001 - \$175,000	15.38%	4
>\$175,000	30.77%	8
Not applicable	15.38%	4
<b>TOTAL</b>		<b>26</b>

## Q202 What is the average salary of a physicist with 6 or more years' experience?

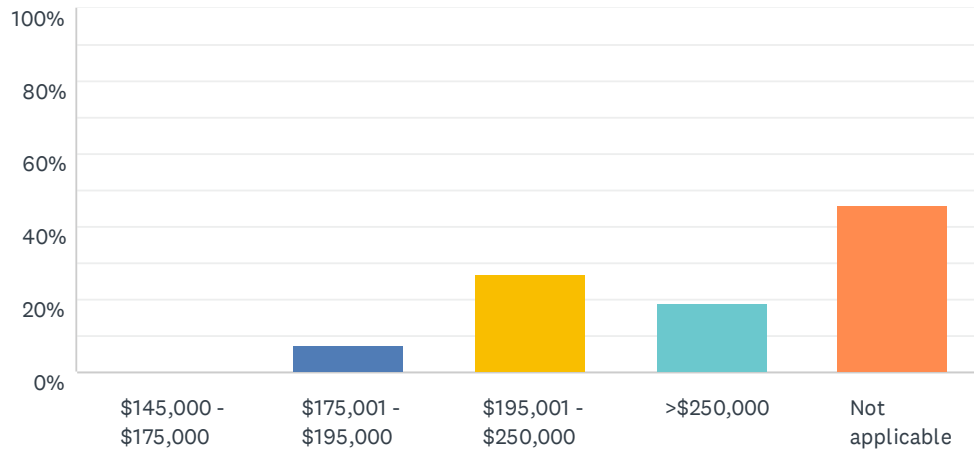
Answered: 25 Skipped: 22



ANSWER CHOICES	RESPONSES	
\$125,001 - \$145,000	4.00%	1
\$145,001 - \$175,000	8.00%	2
\$175,001 - \$195,000	36.00%	9
\$195,001 - \$250,000	36.00%	9
>\$250,000	16.00%	4
<b>TOTAL</b>		<b>25</b>

## Q203 What is the average salary of a physicist in management?

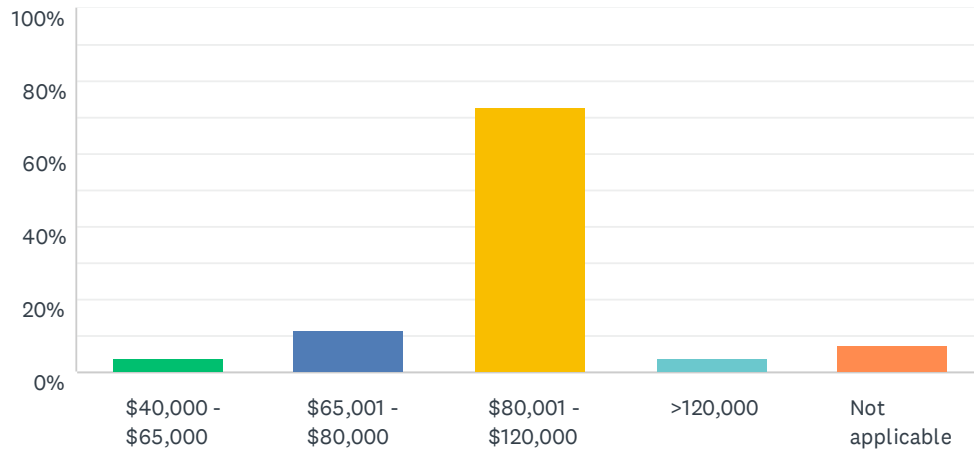
Answered: 26 Skipped: 21



ANSWER CHOICES	RESPONSES	
\$145,000 - \$175,000	0.00%	0
\$175,001 - \$195,000	7.69%	2
\$195,001 - \$250,000	26.92%	7
>\$250,000	19.23%	5
Not applicable	46.15%	12
<b>TOTAL</b>		<b>26</b>

## Q204 What is the average salary of an entry-level dosimetrist?

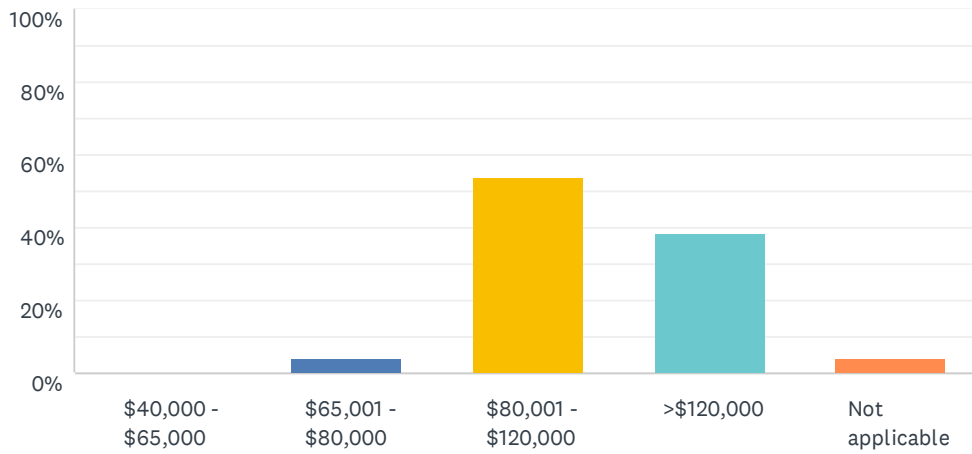
Answered: 26 Skipped: 21



ANSWER CHOICES	RESPONSES	
\$40,000 - \$65,000	3.85%	1
\$65,001 - \$80,000	11.54%	3
\$80,001 - \$120,000	73.08%	19
>120,000	3.85%	1
Not applicable	7.69%	2
<b>TOTAL</b>		<b>26</b>

## Q205 What is the average salary of a dosimetrist with 5 or more years' experience?

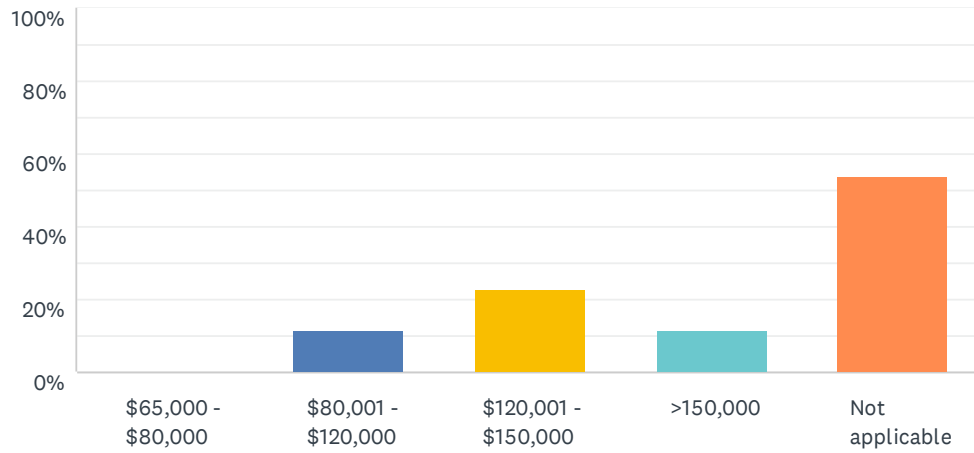
Answered: 26 Skipped: 21



ANSWER CHOICES	RESPONSES	
\$40,000 - \$65,000	0.00%	0
\$65,001 - \$80,000	3.85%	1
\$80,001 - \$120,000	53.85%	14
>\$120,000	38.46%	10
Not applicable	3.85%	1
<b>TOTAL</b>		<b>26</b>

## Q206 What is the average salary of a dosimetrist in management?

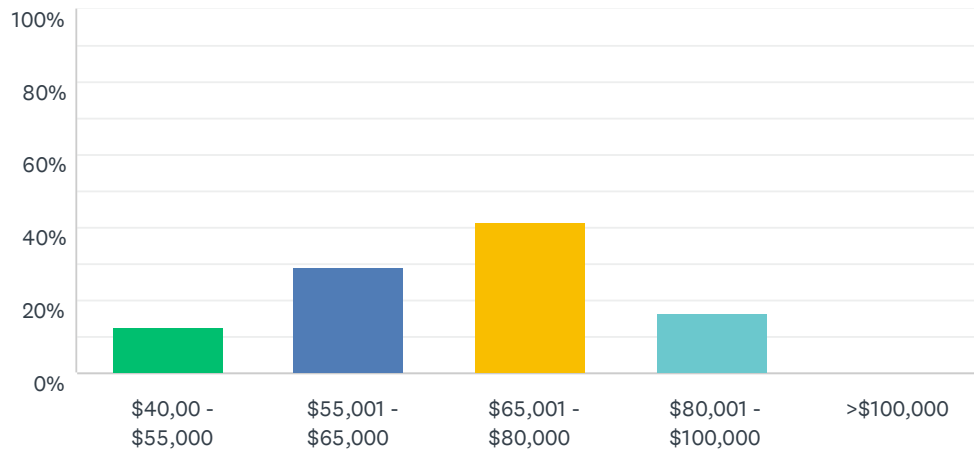
Answered: 26 Skipped: 21



ANSWER CHOICES	RESPONSES	
\$65,000 - \$80,000	0.00%	0
\$80,001 - \$120,000	11.54%	3
\$120,001 - \$150,000	23.08%	6
>150,000	11.54%	3
Not applicable	53.85%	14
<b>TOTAL</b>		<b>26</b>

## Q207 What is the entry level starting salary of a radiation therapist who is board eligible?

Answered: 24 Skipped: 23

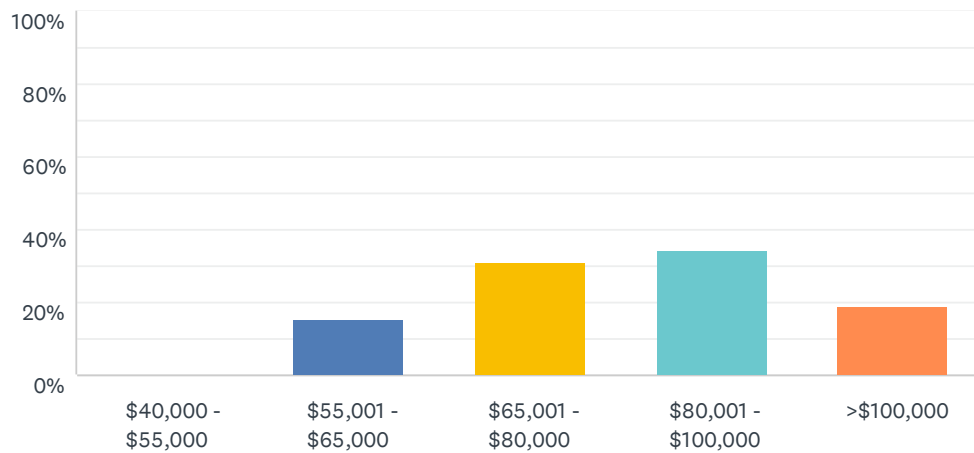


ANSWER CHOICES	RESPONSES	
\$40,00 - \$55,000	12.50%	3
\$55,001 - \$65,000	29.17%	7
\$65,001 - \$80,000	41.67%	10
\$80,001 - \$100,000	16.67%	4
>\$100,000	0.00%	0
<b>TOTAL</b>		<b>24</b>



## Q208 What is the average radiation therapist's salary with 5 or more years' experience?

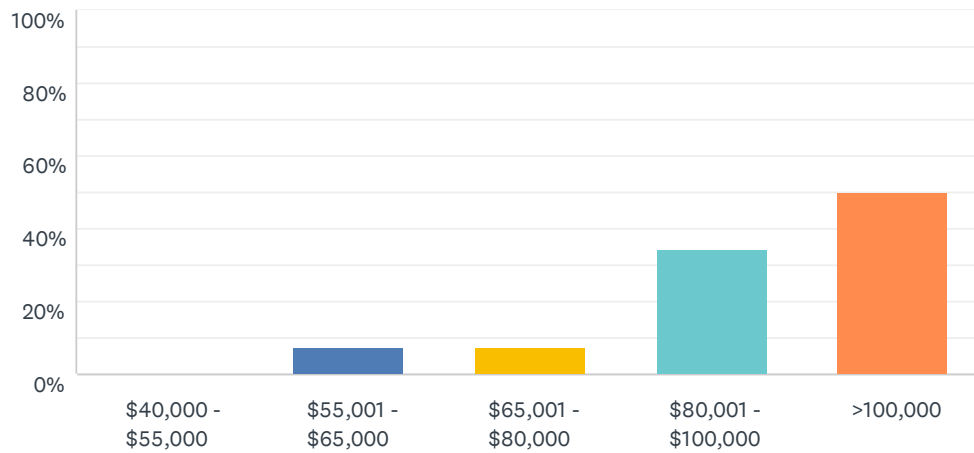
Answered: 26 Skipped: 21



ANSWER CHOICES	RESPONSES	
\$40,000 - \$55,000	0.00%	0
\$55,001 - \$65,000	15.38%	4
\$65,001 - \$80,000	30.77%	8
\$80,001 - \$100,000	34.62%	9
>\$100,000	19.23%	5
<b>TOTAL</b>		<b>26</b>

## Q209 What is the average radiation therapist manager's salary?

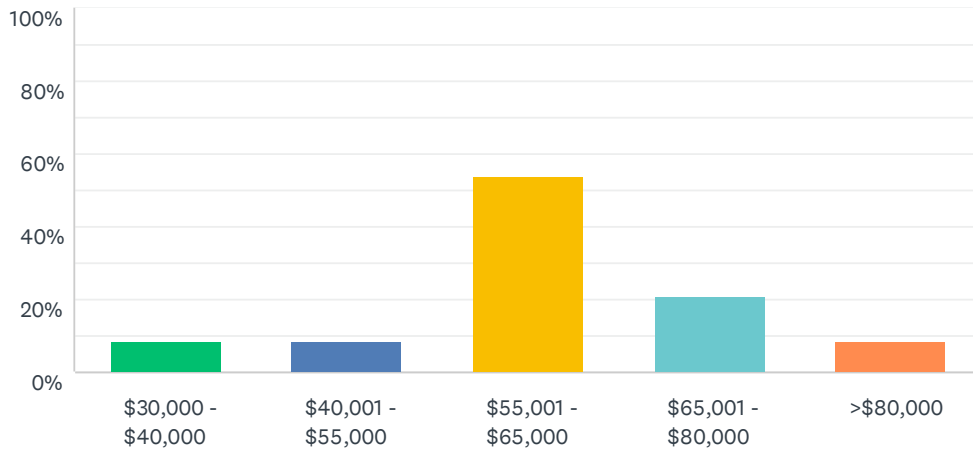
Answered: 26 Skipped: 21



ANSWER CHOICES	RESPONSES	
\$40,000 - \$55,000	0.00%	0
\$55,001 - \$65,000	7.69%	2
\$65,001 - \$80,000	7.69%	2
\$80,001 - \$100,000	34.62%	9
>100,000	50.00%	13
<b>TOTAL</b>		<b>26</b>

## Q210 What is the average nurse entry-level salary?

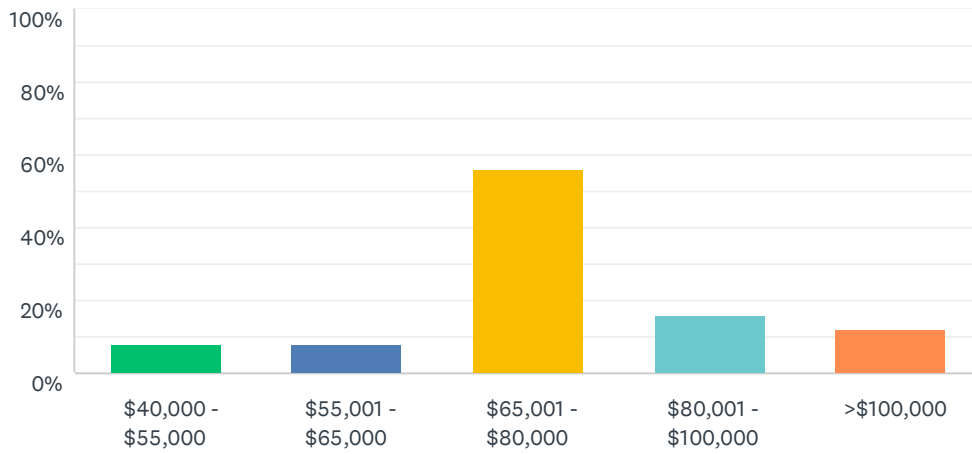
Answered: 24 Skipped: 23



ANSWER CHOICES	RESPONSES
\$30,000 - \$40,000	8.33% 2
\$40,001 - \$55,000	8.33% 2
\$55,001 - \$65,000	54.17% 13
\$65,001 - \$80,000	20.83% 5
>\$80,000	8.33% 2
<b>TOTAL</b>	<b>24</b>

## Q211 What is the average salary of a nurse with 5 or more years' experience?

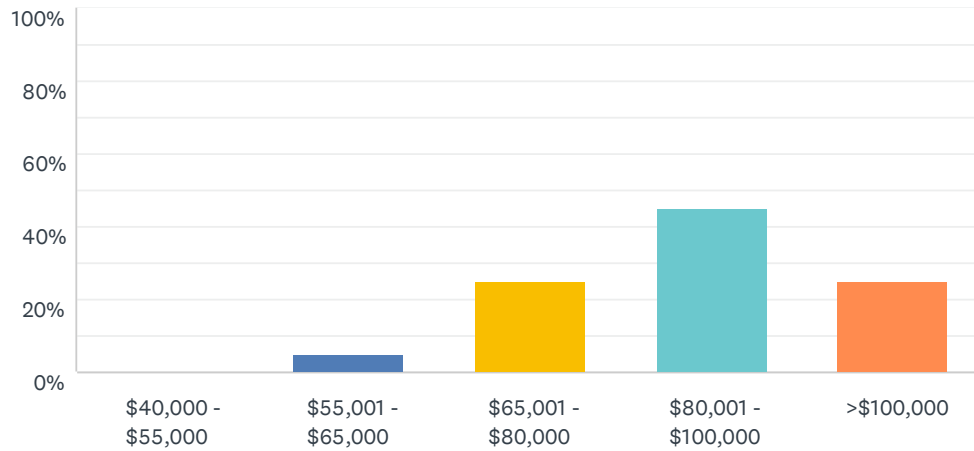
Answered: 25 Skipped: 22



ANSWER CHOICES	RESPONSES	
\$40,000 - \$55,000	8.00%	2
\$55,001 - \$65,000	8.00%	2
\$65,001 - \$80,000	56.00%	14
\$80,001 - \$100,000	16.00%	4
>\$100,000	12.00%	3
<b>TOTAL</b>		<b>25</b>

## Q212 What is the average salary of a nurse with management experience?

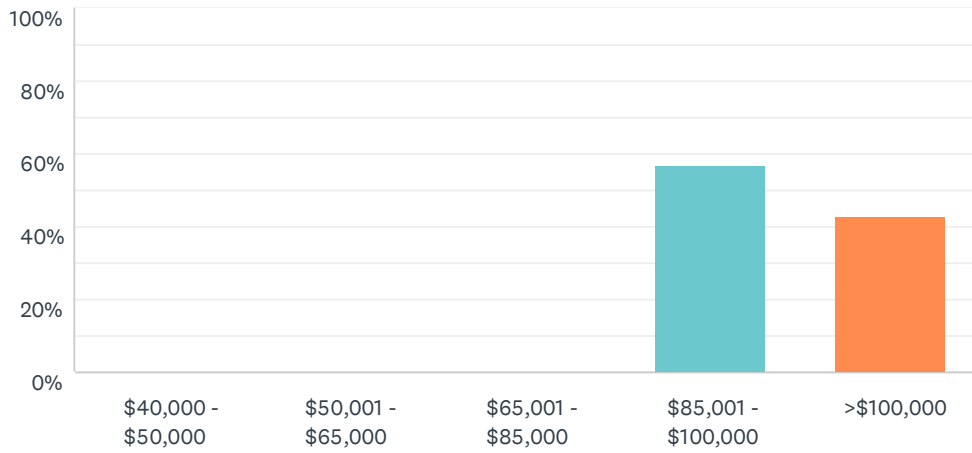
Answered: 20 Skipped: 27



ANSWER CHOICES	RESPONSES	
\$40,000 - \$55,000	0.00%	0
\$55,001 - \$65,000	5.00%	1
\$65,001 - \$80,000	25.00%	5
\$80,001 - \$100,000	45.00%	9
>\$100,000	25.00%	5
<b>TOTAL</b>		<b>20</b>

## Q213 What is the entry-level salary of a NP/PA?

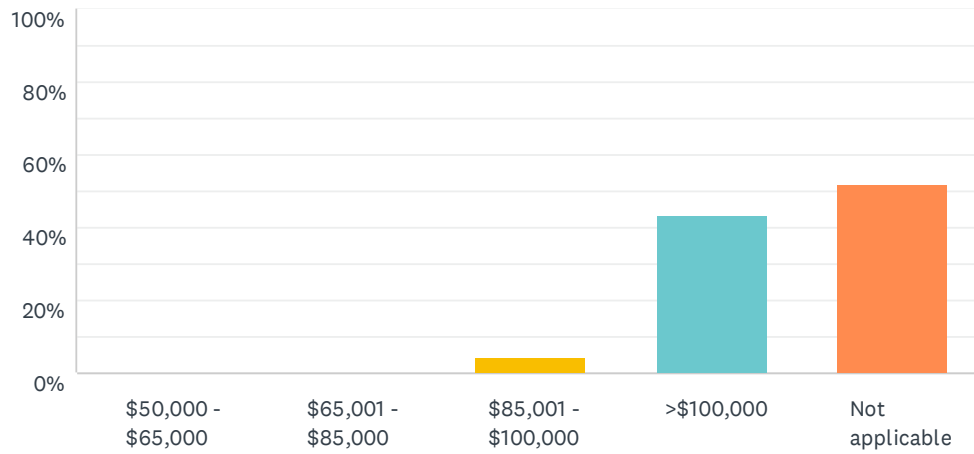
Answered: 14 Skipped: 33



ANSWER CHOICES	RESPONSES	
\$40,000 - \$50,000	0.00%	0
\$50,001 - \$65,000	0.00%	0
\$65,001 - \$85,000	0.00%	0
\$85,001 - \$100,000	57.14%	8
>\$100,000	42.86%	6
<b>TOTAL</b>		<b>14</b>

## Q214 What is the average salary of a NP/PA with 5 or more years' experience?

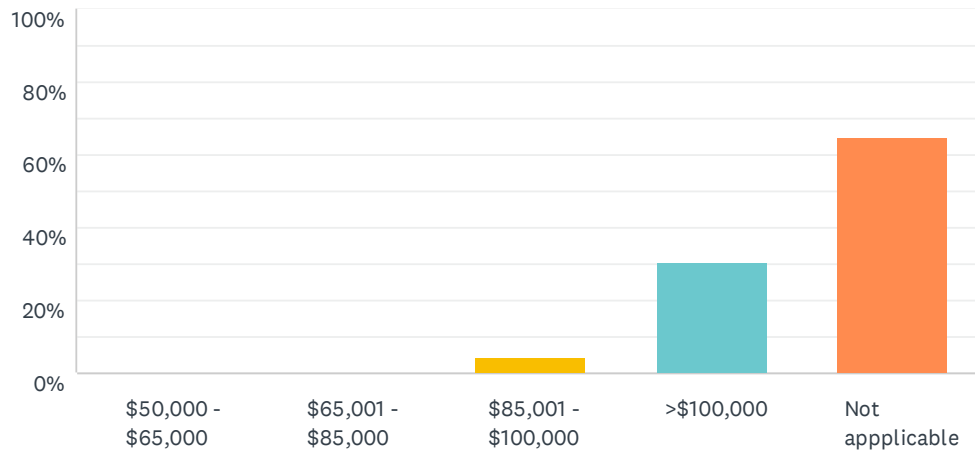
Answered: 23 Skipped: 24



ANSWER CHOICES	RESPONSES	
\$50,000 - \$65,000	0.00%	0
\$65,001 - \$85,000	0.00%	0
\$85,001 - \$100,000	4.35%	1
>\$100,000	43.48%	10
Not applicable	52.17%	12
<b>TOTAL</b>		<b>23</b>

## Q215 What is the average salary of a NP/PA with management experience?

Answered: 23 Skipped: 24

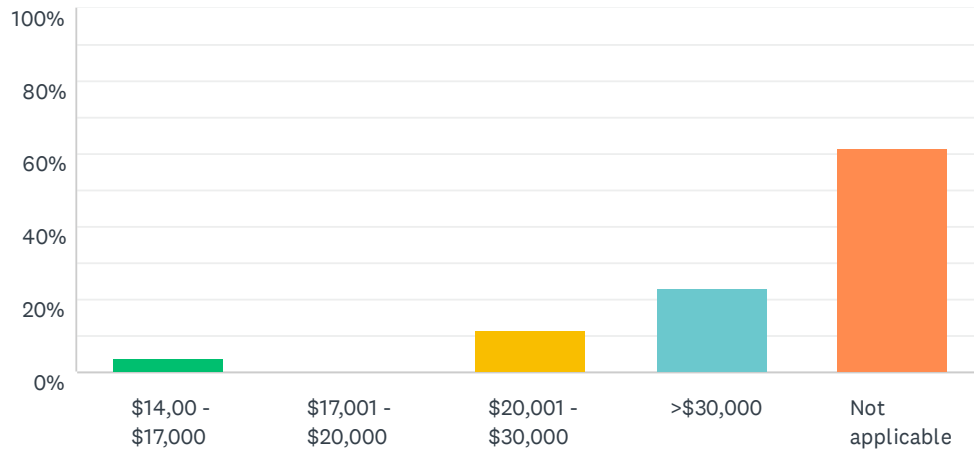


ANSWER CHOICES	RESPONSES	
\$50,000 - \$65,000	0.00%	0
\$65,001 - \$85,000	0.00%	0
\$85,001 - \$100,000	4.35%	1
>\$100,000	30.43%	7
Not applicable	65.22%	15
<b>TOTAL</b>		<b>23</b>



## Q216 What is the average medical assistant's entry-level salary?

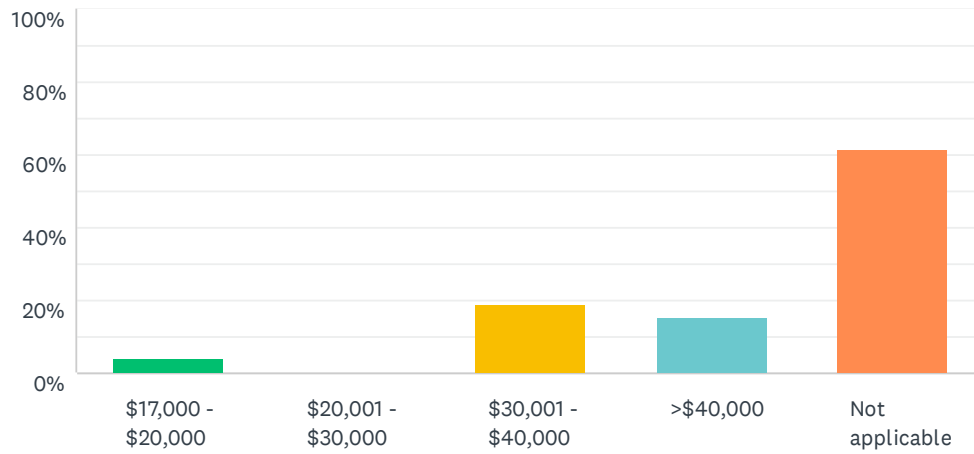
Answered: 26 Skipped: 21



ANSWER CHOICES	RESPONSES	
\$14,00 - \$17,000	3.85%	1
\$17,001 - \$20,000	0.00%	0
\$20,001 - \$30,000	11.54%	3
>\$30,000	23.08%	6
Not applicable	61.54%	16
<b>TOTAL</b>		<b>26</b>

## Q217 What is the average salary of a medical assistant with 5 or more years' experience?

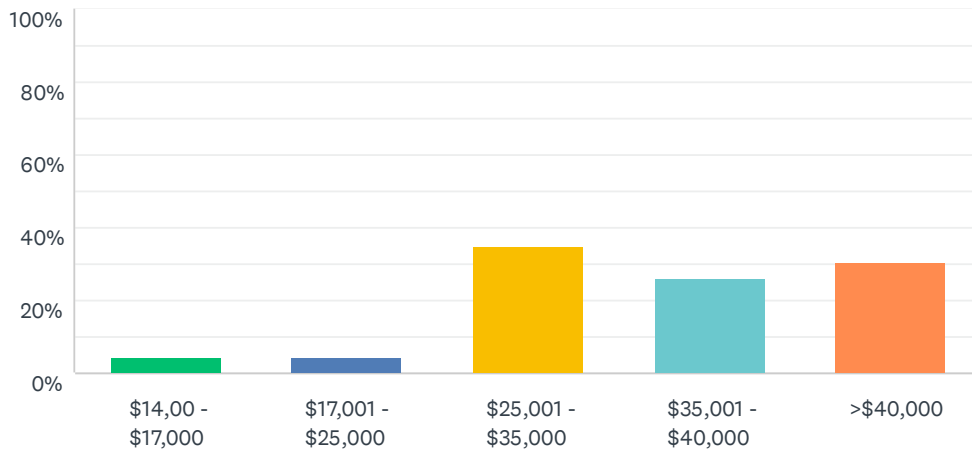
Answered: 26 Skipped: 21



ANSWER CHOICES	RESPONSES	
\$17,000 - \$20,000	3.85%	1
\$20,001 - \$30,000	0.00%	0
\$30,001 - \$40,000	19.23%	5
>\$40,000	15.38%	4
Not applicable	61.54%	16
<b>TOTAL</b>		<b>26</b>

## Q218 What is the average salary of your front desk staff with entry-level experience?

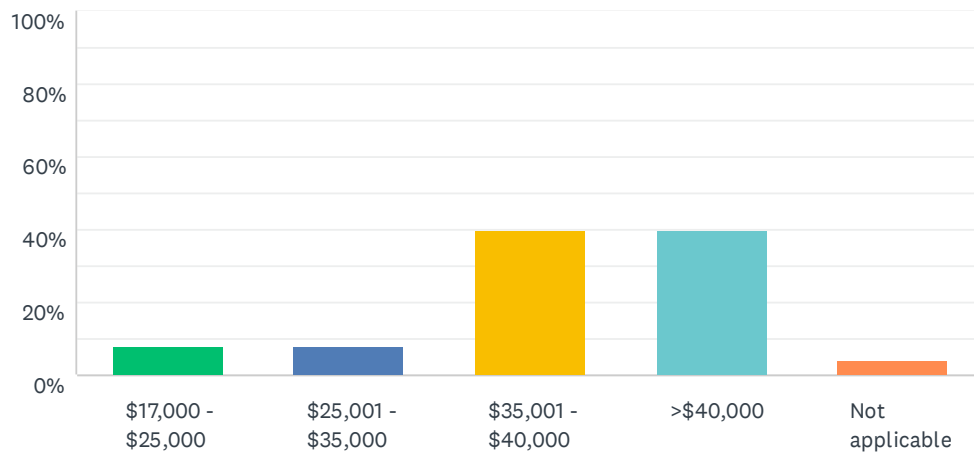
Answered: 23 Skipped: 24



ANSWER CHOICES	RESPONSES	
\$14,00 - \$17,000	4.35%	1
\$17,001 - \$25,000	4.35%	1
\$25,001 - \$35,000	34.78%	8
\$35,001 - \$40,000	26.09%	6
>\$40,000	30.43%	7
<b>TOTAL</b>		<b>23</b>

## Q219 What is the average salary of your front desk staff with 5 or more years' experience?

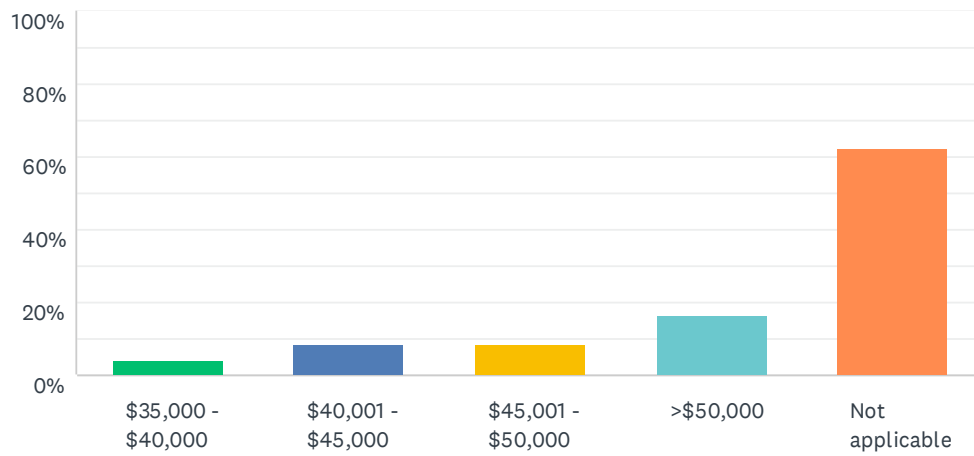
Answered: 25 Skipped: 22



ANSWER CHOICES	RESPONSES	
\$17,000 - \$25,000	8.00%	2
\$25,001 - \$35,000	8.00%	2
\$35,001 - \$40,000	40.00%	10
>\$40,000	40.00%	10
Not applicable	4.00%	1
<b>TOTAL</b>		<b>25</b>

## Q220 What is the average salary of your front desk staff with management experience?

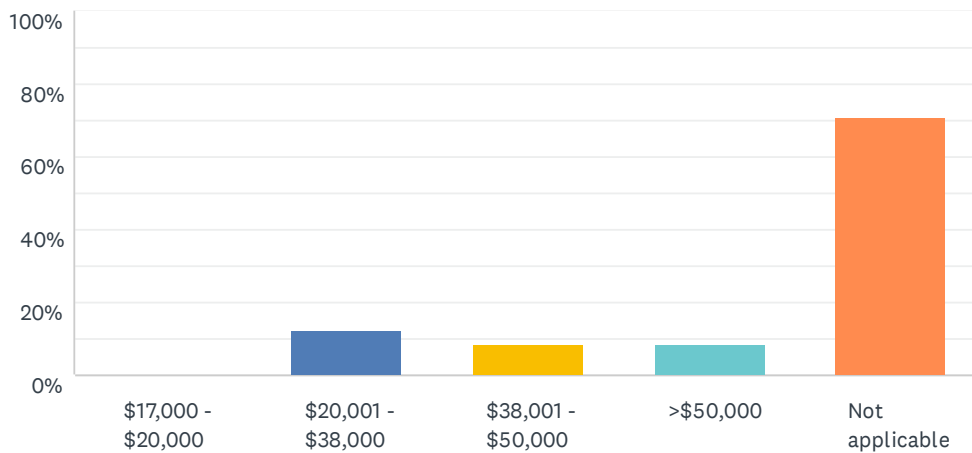
Answered: 24 Skipped: 23



ANSWER CHOICES	RESPONSES	
\$35,000 - \$40,000	4.17%	1
\$40,001 - \$45,000	8.33%	2
\$45,001 - \$50,000	8.33%	2
>\$50,000	16.67%	4
Not applicable	62.50%	15
<b>TOTAL</b>		<b>24</b>

## Q221 What is the average salary of your financial counselor with entry-level experience?

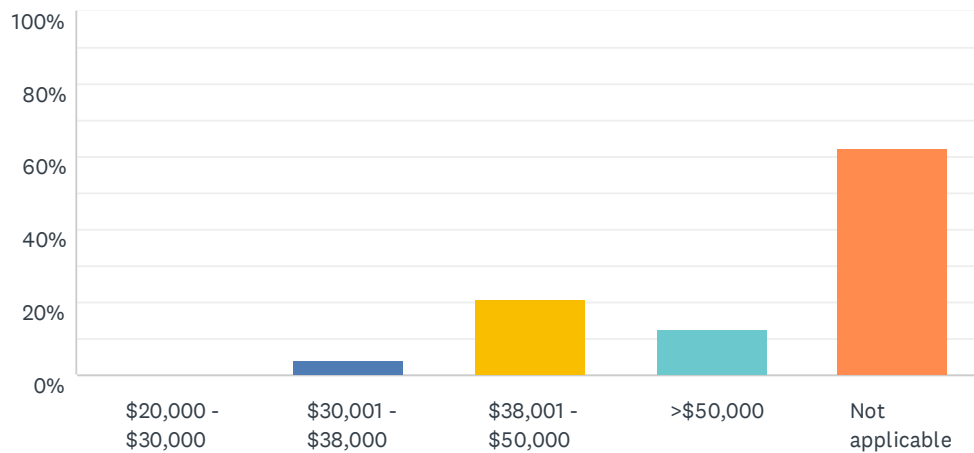
Answered: 24 Skipped: 23



ANSWER CHOICES	RESPONSES	
\$17,000 - \$20,000	0.00%	0
\$20,001 - \$38,000	12.50%	3
\$38,001 - \$50,000	8.33%	2
>\$50,000	8.33%	2
Not applicable	70.83%	17
<b>TOTAL</b>		<b>24</b>

## Q222 What is the average salary of your financial counselor with 5 or more years' experience?

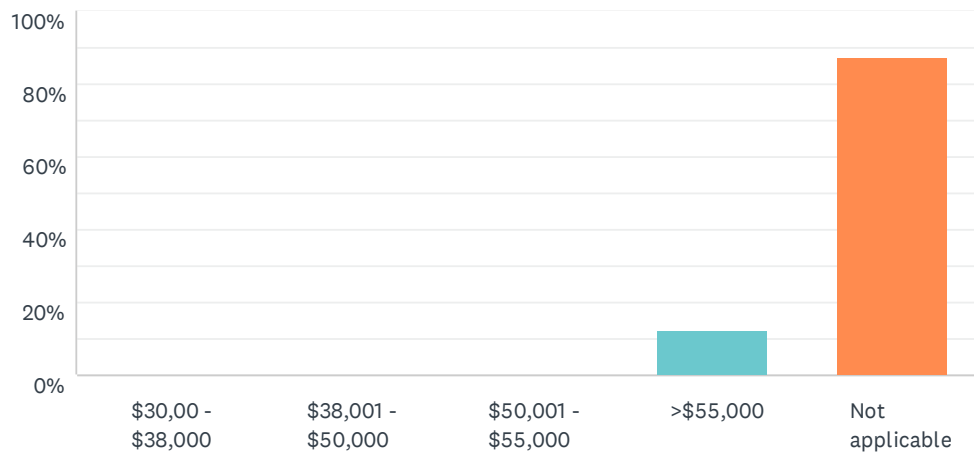
Answered: 24 Skipped: 23



ANSWER CHOICES	RESPONSES	
\$20,000 - \$30,000	0.00%	0
\$30,001 - \$38,000	4.17%	1
\$38,001 - \$50,000	20.83%	5
>\$50,000	12.50%	3
Not applicable	62.50%	15
<b>TOTAL</b>		<b>24</b>

## Q223 What is the average salary of your financial counselor with management experience?

Answered: 24 Skipped: 23



ANSWER CHOICES	RESPONSES	
\$30,00 - \$38,000	0.00%	0
\$38,001 - \$50,000	0.00%	0
\$50,001 - \$55,000	0.00%	0
>\$55,000	12.50%	3
Not applicable	87.50%	21
<b>TOTAL</b>		<b>24</b>